

# **PARTS AND ACCESSORIES**

P O BOX 71  
1909 WEST MAIN STREET  
WILLIAMSTON NC 27892  
1-800-334-3388

**[www.reddickequipment.com](http://www.reddickequipment.com)**

**Prices are subject to change without notice.**

**ALL RETURN PARTS MUST HAVE PRIOR APPROVAL ALONG WITH A  
RMA NUMBER AND ARE SUBJECT TO A RESTOCKING FEE**

## ALPHABETICAL TABLE OF CONTENTS

AGITATORS	8
BOOM ARMS	2
BOOM PARTS & ACCESSORIES	4, 52
BRIGGS & STRATTON ENGINES	24
CHAIN	52
CONNECTORS	24
CONTROL UNITS	21
COUPLINGS, CAM LEVER	41
COUPLINGS, FLEXIBLE	24
DOWN DROPS	17
ELECTRONIC SPRAYER CONTROL SYSTEMS & ACCESSORIES	32-34
EYEBOLTS	52
FITTINGS:	
ALUMINUM & STAINLESS STEEL	50
BRASS	51
NYLON	45-48
POLYPROPYLENE	49
FLUID FILM	48
HANDGUNS & ACCESSORIES	10,11
HOSE & TUBING	42, 43
HOSE CLAMPS & HOSE REELS	44
HOSE NOZZLE	39
HYDRAULIC CYLINDERS & HYDRAULIC HOSE PACKAGES	3
INSERT SHEET FOR POLY TANKS	5
JOHN BLUE PARTS	19
LIFT PINS	52
MANIFOLD	36
NIPPLES:	
ALUMINUM	40
STEEL PALTED COMBINATION	24
NOZZLE TIPS	26,27
PRESSURE GUAGES	35
PUMP ACCESSORIES	14
PUMPS:	
CENTRIFUGAL	15,16,18
DEMAND	13
DIAPHRAGM	20,22,26
ROLLER	12,13
SQUEEZE & HIGH PRESSURE	18
QUICK TEEJET PARTS	28-30
SADDLES & BAND	5
SPRAY GUNS & ACCESSORIES	10,11
SPRAYER ACCESSORIES	25-30
SPRAYER FRAMES	1
SPRAY MONITORS	34
STRAINERS	37,38
STRAINER BASKETS	8, 24
TANK REPLACEMENT PARTS	8,9
TANKS	6,7
TEFLON TAPE & SEALING COMPOUND	48
U-BOLTS	52
VALVES:	
BALL	39,40
CHECK	30
CONTROL	36
FOOT	24
PRESSURE RELIEF & SOLENOID	31
WIRING HARNESS	3

# SPRAYER FRAMES AND ASSEMBLIES

S2-SQT-25/55-F	25/55 GALLON SQ TUBE FRAME ASSEMBLY	\$ 793.08
S3-T-110	FRAME ASSEMBLY FOR 110 GALLON POLY TANK COMPLETE. TALL BACK FRAME (74")	\$ 1267.50
S3-HG-110-F	FRAME ASSEMBLY FOR 110 GALLON POLY TANK COMPLETE. LOW BACK FRAME (41 1/4")	\$ 1167.40
S4-3032-F	STANDARD FRAME ASSEMBLY FOR 150/200 GALLON POLY TANK	\$1260.96
S5-HDSK	FRAME ASSEMBLY FOR 200/300 GALLON POLY TANK	\$ 1638.29
S5-HDBF-3842	FRAME ASSEMBLY FOR 300 GALLON POLY TANK	\$ 1440.70
S5-HDBF-VLBP34	VERTICAL LIFT FRAME ASSEMBLY FOR 300 GALLON POLY TANK	\$ 3299.23
S7/S8-F	FRAME ONLY FOR S7 & S8 300 & 500-GALLON TANK	\$ 3268.65
<b>CALL FOR PRICING ON THE ITEMS BELOW</b>		
F-S7P	FRAME ASSEMBLY FOR 300 GALLON POLY TANK COMPLETE WITH AXLES, WHEELS, DRAWBAR, TONGUE, - WITH 9.5X15L TIRES, SADDLES, BANDS, AND SADDLE SUPPORTS	
F-S8P	FRAME ASSEMBLY FOR 500 GALLON POLY TANK COMPLETE WITH AXLES, WHEELS DRAWBAR, TONGUE, - WITH 11LX15 TIRES, SADDLES, BANDS, AND SADDLE SUPPORTS	




# 1" STANDARD ROW CROP BOOMS

## CALL FOR PRICING ON THESE ITEMS

<b>B-S1-S2-S3-6</b>	6-ROW	METAL BOOM ASSEMBLY WITH CHAIN, ROPE, PULLEYS, AND S HOOKS
<b>B-S1-S2-S3-6C</b>	6-ROW	METAL BOOM ASSEMBLY COMPLETE WITH CHAIN, ROPE, PULLEYS, S HOOKS, HOSE, HOSE CONNECTORS, HOSE CLAMPS, TIPS, STRAINERS, NOZZLE CAPS, AND NOZZLE BOOM CLAMPS
<b>B-S1-S2-S3-8</b>	8-ROW	METAL BOOM ASSEMBLY WITH CHAIN, ROPE, PULLEYS, AND S HOOKS
<b>B-S1-S2-S3-8C</b>	8-ROW	METAL BOOM ASSEMBLY COMPLETE WITH CHAIN, ROPE, PULLEYS, S HOOKS, HOSE, HOSE CONNECTORS, HOSE CLAMPS, TIPS, STRAINERS, NOZZLE CAPS, AND NOZZLE BOOM CLAMPS
<b>B-S4-S7-S8-6</b>	6-ROW	METAL BOOM ASSEMBLY WITH CHAIN, ROPE, PULLEYS, AND S HOOKS
<b>B-S4-S7-S8-6C</b>	6-ROW	METAL BOOM ASSEMBLY COMPLETE WITH CHAIN, ROPE, PULLEYS, S HOOKS, HOSE, HOSE CONNECTORS, HOSE CLAMPS, TIPS, STRAINERS, NOZZLE CAPS, AND NOZZLE BOOM CLAMPS
<b>B-S4-S7-S8-8</b>	8-ROW	METAL BOOM ASSEMBLY WITH CHAIN, ROPE, PULLEYS, AND S HOOKS
<b>B-S4-S7-S8-8C</b>	8-ROW	METAL BOOM ASSEMBLY COMPLETE WITH CHAIN, ROPE, PULLEYS, S HOOKS, HOSE, HOSE CONNECTORS, HOSE CLAMPS, TIPS, STRAINERS, NOZZLE CAPS, AND NOZZLE BOOM CLAMPS

## BOOM ARM ONLY



<b>BA-100-4</b>	<b>1" x 4' BOOM ARM ONLY (11 GAUGE)</b>
<b>BA-114-7</b>	<b>1 1/4" x 8' BOOM ARM ONLY (11 GAUGE)</b>

# 1 1/4" HEAVY DUTY ROW CROP BOOMS

BOOMS ARE EQUIPPED WITH HEAVY DUTY SPRINGS, DUCTILE IRON BOOM YOKES, HEAVY CAST IRON SADDLES. HYDRAULIC FOLD INCLUDING HYDRAULIC CYLINDERS AND HOSE PACKAGES. COMPLETE UNITS ARE FURNISHED WITH QUICKJET ELBOWS, AND TWO-VISIFLO NOZZLES PER ROW.

### STANDARD HEAVY-DUTY BOOM ASSEMBLY WITH SHOCK ABSORBERS

<b>HDS-8</b>	8-ROW	METAL BOOM ASSEMBLY WITH SHOCK ABSORBERS
<b>HDS-8C</b>	8-ROW	METAL BOOM ASSEMBLY WITH SHOCK ABSORBERS COMPLETE WITH HOSE, NOZZLES, ETC.
<b>HDS-12</b>	12-ROW	METAL BOOM ASSEMBLY WITH SHOCK ABSORBERS
<b>HDS-12C</b>	12-ROW	METAL BOOM ASSEMBLY WITH SHOCK ABSORBERS COMPLETE WITH HOSE, NOZZLES, ETC

### HEAVY DUTY BOOM ASSEMBLY WITH HYDRAULIC HINGE AND SHOCK ABSORBERS (INCLUDES HYDRAULIC CYLINDERS AND HOSE PACKAGE)

<b>HDHS-8</b>	8-ROW	METAL BOOM ASSEMBLY WITH HYDRAULIC FOLD AND SHOCK ABSORBERS
<b>HDHS-8C</b>	8-ROW	METAL BOOM ASSEMBLY WITH HYDRAULIC FOLD AND SHOCK ABSORBERS COMPLETE WITH HOSE, NOZZLES, ETC.
<b>HDHS-12</b>	12-ROW	METAL BOOM ASSEMBLY WITH HYDRAULIC FOLD AND SHOCK ABSORBERS
<b>HDHS-12C</b>	12-ROW	METAL BOOM ASSEMBLY WITH HYDRAULIC FOLD AND SHOCK ABSORBERS COMPLETE WITH HOSE, NOZZLES, ETC.

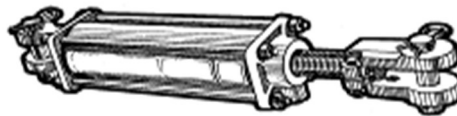
## WIRING HARNESS



PART NO. (APPLICATION)	DESCRIPTION	PRICE
WH-12V-10 (12V PUMP)	10' BATTERY RING TERMINAL, #14 WIRE TO AL BOX, 1=SPST SWITCH, NO FUSE, 10' #14 WIRE TO END	\$81.40
WH-12V-HD-25 (12V PUMP)	8' OF 10-2 WIRE FROM 40 AMP FUSE TO AL BOX, 1=SPST SWITCH, 25' 10-2 WIRE TO SPADE ENDS	\$202.03
WH-1S (1=SOLENOID)	8' OF 14-2 WIRE FROM 15 AMP FUSE TO AL BOX, 1=SPST SWITCH, 18' OF 14-2 WIRE TO SPADE ENDS	\$114.42
WH-2S (2=SOLENOIDS)	8' OF 14-2 WIRE FROM 20 AMP FUSE TO AL BOX, 2=SPST SWITCH, 2 PC OF 18' 14-2 WIRE TO SPADE ENDS	\$175.67
WH-1BV (1=BALL VALVE)	8' OF 14-2 WIRE FROM 15 AMP FUSE TO AL BOX, 1=SPST SWITCH, 18' OF 14-3 WIRE TO SPADE ENDS	\$122.11
WH-2BV (2=BALL VALVES)	8' OF 14-2 WIRE FROM 15 AMP FUSE TO AL BOX, 2=SPST SWITCH, 2 PC OF 18' OF 14-3 WIRE TO SPADE ENDS	\$170.34
WH-2BV/M (2=BALL VALVES)	8' OF 14-2 WIRE FROM 15 AMP FUSE TO AL BOX, 2=SPST SWITCH + MASTER SWITCH, 2 PC OF 18' OF 14-3 WIRE TO SPADE ENDS	\$172.00
WH-ACT-1 (ACTUATOR)	8' OF 14-2 WIRE FROM 15 AMP FUSE TO AL BOX, 1=DPDT TOGGLE SWITCH, 18' OF 14-2 WIRE TO SPADE ENDS	\$145.17
WH-SKO-12V	SKO SWITCH ASSY	\$84.92
WH-HR-25	HARNESS FOR ELECTRIC HOSE REEL	\$176.04

## ACCESSORIES FOR ALL HEAVY-DUTY BOOMS

\*\*THESE HYDRAULIC CYLINDERS DO NOT INCLUDE THE RESTRICTOR ELBOW PICTURED BELOW. PLEASE LET US KNOW IF YOU NEED THOSE ALSO AT THE TIME OF PURCHASE. \*\*



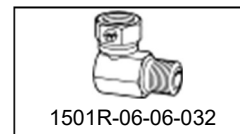
HDC-2X8	HYDRAULIC CYLINDER 2 REQ EA	\$ 145.25			<u>REPAIR KITS</u>	
HDC-2X10	HYDRAULIC CYLINDER	\$ 153.46			CHIEF 2"	\$ 54.23
HDC-2X12	HYDRAULIC CYLINDER	\$ 166.50	203-001		CHIEF 2 1/2"	\$ 63.25
HDC-3X12	HYDRAULIC CYLINDER	\$ 234.23	203-002		CHIEF 3"	\$ 57.85
			203-003			

### REPAIR KITS

DBH-2000-SK	DALTON SEAL KIT 2" BORE 1-1/8 ROD	\$ 59.85
DBH-2500-SK	DALTON SEAL KIT 2.5" BORE 1-1/8 ROD	\$ 62.39
DBH-3000-SK	DALTON SEAL KIT 3" BORE 1-1/8 ROD	\$ 66.67




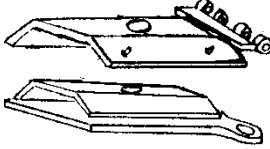
## HYDRAULIC HOSE PACKAGES (TRACTOR COUPLERS NOT INCLUDED)

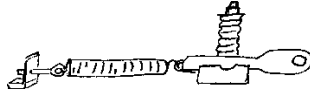
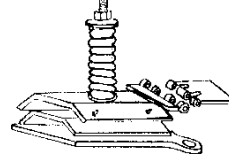
HP-1	S4-HD, S7, AND SIDE MOUNTED SPRAYER HYDRAULIC PUMP HOSE PACKAGE	\$130.12
HP-2	S4-HD HYDRAULIC BOOM HOSE PACKAGE	\$321.10
HP-3	S7 HYDRAULIC BOOM HOSE PACKAGE	\$223.81
HP-4	RSB-3 PT. HITCH HYDRAULIC BOOM HOSE PACKAGE	\$275.71
HP-5	HOODED SPRAYER-COULTER APPLICATION-(8-ROW FOLDING TOOL BAR)	\$453.35

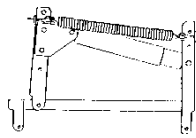



HYDRAULIC ELBOWS – 1501R-06-06-032 – RESTRICTOR ELBOW - 90 DEGREE, 3/8" MPT X 3/8" FPT SWIVEL \$ 8.00

# SPRAYER BOOM PARTS

		<u>PART #</u>	<u>BOOM BREAK-AWAY HINGE PARTS</u>	<u>PRICE</u>
	YOKE	R-201	YOKE-STANDARD 1" BOOM	\$45.20
		R-202	SADDLE-STANDARD 1" BOOM	\$48.21
	SADDLE	R-100	YOKE - HEAVY DUTY 1 1/4" BOOM	\$68.73
		R-101	SADDLE-HEAVY DUTY 1 1/4" BOOM	\$54.60
		R-103	SPRING WASHER - HEAVY DUTY 1 1/4" BOOM	\$32.21
		RS-120-R	RIGHT HAND SADDLE-HEAVY DUTY HYDRAULIC 1 1/4" BOOM	\$148.78
		RS-121-L	LEFT HAND SADDLE- HEAVY DUTY HYDRAULIC 1 1/4" BOOM	\$148.78
		HB-HD	HINGE BOLT FOR RS-120 & R-101(3/4" X 13" LONG)	\$33.26
<b>FORMED HINGE PARTS</b>				
		BBH-100-TP	FORMED HINGE TOP PLATE FOR 5 X 5 (4 BUSHINGS - 3/8")	\$175.00
		BBH-100-TP2	FORMED HINGE TOP PLATE (NEW 2 BUSHINGS - 1 1/2")	\$180.45
		BBH-100-BPL	FORMED HINGE BOTTOM PLATE LEFT FOR 5 X 5	\$166.73
		BBH-100-BPR	FORMED HINGE BOTTOM PLATE RIGHT FOR 5 X 5	\$166.73
		BBH-200-TP	FORMED HINGE TOP PLATE FOR 8 X 8	\$175.00
		BBH-200-BPL	FORMED HINGE BOTTOM PLATE LEFT FOR 8 X 8	\$142.87
		BBH-200-BPR	FORMED HINGE BOTTOM PLATE RIGHT FOR 8 X 8	\$142.87
		BBH-300-TP	FORMED HINGE 24 ROW TOP PLATE	\$270.00
		BBH-300-BPR	FORMED HINGE 24 ROW BOTTOM RIGHT	\$373.00
		BBH-300-BPL	FORMED HINGE 24 ROW BOTTOM LEFT	\$373.00
HB-5X5-8X8		HINGE BOLT FOR 5 X 5 AND 8 X 8(SAME BOLT)	\$53.00	

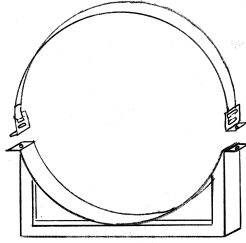
		<u>PART #</u>	<u>BOOM HINGE ASSEMBLIES</u>	<u>PRICE</u>
		BH-100	1" STANDARD BOOM HINGE ASSEMBLY COMPLETE WITH YOKES, SADDLES, SPRINGS, EYEBOLTS, ETC. (EACH)	\$141.98
		BH-114	1 1/4" HEAVY DUTY BOOM HINGE ASSEMBLY COMPLETE WITH YOKES, SADDLES, WASHERS, SPRINGS, EYEBOLTS, ETC. (EACH)	\$145.00
PLEASE STATE LEFT OR RIGHT		BHH-114-L	1 1/4" HEAVY DUTY HYDRAULIC BOOM HINGE ASSEMBLY COMPLETE WITH YOKES, SADDLES, SPRINGS, WASHERS, PIVOT BOLT ASSEMBLY, ETC. (NOT SHOWN) (EACH)	\$ 180.00
		BHH-114-R		\$ 180.00
		BBH-100-L	1" FORMED BRIDGED BOOM HINGE ASSEMBLY COMPLETE WITH PIVOT BOLT ASSEMBLY, SPRINGS, WASHERS, YOKE PLATE, ETC. (SHOWN LEFT) (EACH)	\$415.00
		BBH-100-R		\$415.00
		BBH-200- L	1 1/4" FORMED BRIDGED BOOM HINGE ASSEMBLY, COMPLETE WITH PIVOT BOLT ASSEMBLY, SPRINGS, WASHERS, YOKE PLATE WITH BUSHING. (EACH)	\$519.80
		BBH-200-R		\$519.80

		<u>PART #</u>	<u>SHOCK ABSORBER ASSEMBLIES</u>	<u>PRICE</u>
		SA-1	SHOCK ABSORBER ASSEMBLY SINGLE (RS-199-12) SPRING OPTION FOR ALL BOOMS 12 ROWS OR LESS. (EACH)	\$331.10
		SA-2	SHOCK ABSORBER ASSEMBLY WITH TWO (RS-199-14) SPRINGS FOR ALL BRIDGED BOOMS 16 ROWS OR MORE. (EACH)	\$449.90
		HD40	REPLACEMENT SHOCK ABSORBER ONLY	\$ 50.00
		BB-SA-KIT STIFF ARM CONVERSION KIT. REPLACE CHAINS ON BRIDGED BOOM ARMS TO STIFF ARMS. STATE BOOM ARM LENGTH. (PAIR)		\$602.00

		<u>PART #</u>	<u>SPRINGS</u>	<u>PRICE</u>
		RS-199-7	EXTENSION SPRING-STANDARD 1" BOOM (15/16" O.D. x 12 1/2" LENGTH)	\$ 12.40
		RS-199-8	COMPRESSION SPRING-STANDARD 1" BOOM (1" O.D. x 4" LENGTH)	\$ 10.26
		RS-199-3	EXTENSION SPRING-HEAVY DUTY 1 1/4" BOOM (1 5/8" O.D. x 11" LENGTH)	\$ 21.40
		RS-199-11	COMPRESSION SPRING - X HEAVY DUTY 1 1/4" BOOM, BRIDGED BOOM (1 3/8" X 8 1/2")	\$ 30.00
		RS-199-12	EXTENSION SPRING-EXTRA HEAVY DUTY - 12 ROW BRIDGED BOOM (1 3/4" O.D. x 11 1/8" LENGTH)	\$ 22.07
		RS-199-16	EXTENSION SPRING XX HEAVY DUTY - 16 ROW BRIDGED BOOM (1 15/16" O.D. X 11 3/4" LENGTH)	\$ 34.48
		RS-199-14	TAPERED EXTENSION SPRING - 16 ROW BRIDGED BOOM (1 7/8" O.D. X 11 3/4" LENGTH) 2 REQ'D FOR SA-2	\$ 25.76
		RS-199-14-KIT	RETRO FIT SHOCK ASSEMBLY. SINGLE CONVERSE SPRING ASSY TO DOUBLE SPRING ASSY ON BRIDGED BOOM SHOCK ASSY. ONE KIT REQUIRED FOR 2 SHOCK ASSY.	\$ 343.52

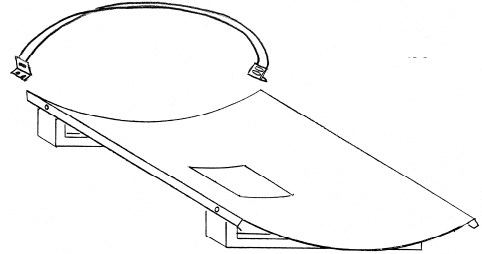
## SADDLE AND BAND ASSEMBLIES INSERT SHEET

SADDLE AND BAND ASSY. FOR ROUND TANKS



NOTE: 2 OR MORE SADDLES AND BANDS REQUIRED FOR MOST TANKS

INSERT SHEET AND BAND ASSY. FOR OVAL TANKS



PART NO.	FOR ROUND TANKS	REQ'D #	PRICE
RS-23-L	FITS 23" DIAMETER TANK (LOW PROFILE)	2	\$153.85
RS-30	FITS 30" DIAMETER TANK	2	\$182.87
RS-32	FITS 32" DIAMETER TANK	2	\$179.59
RS-38	FITS 38" DIAMETER TANK	2	\$229.60
RS-42	FITS 42" DIAMETER TANK	2	\$297.13
RS-48	FITS 48" DIAMETER TANK	2	\$336.41
FOR OVAL TANKS			
RSO-200	FITS 200 GALLON OVAL TANK (39.5 X 63)	1	\$664.34
RSO-300	FITS 300 GALLON OVAL TANK (43.7 X 57)	1	\$721.00
RSO-400	FITS 400 GALLON OVAL TANK (44 X 60)	1	\$769.44
RSO-500	FITS 500 GALLON OVAL TANK (43.5 X 70)	1	\$920.00
RSO-500-OS	FITS 500 GALLON OVAL OFFSET TANK	1	\$822.17

FOR ROUND TANKS – SADDLE AND BANDS MAY BE PURCHASED SEPARATELY  
ADD S FOR SADDLE ONLY OR ADD B FOR BAND ONLY EX: RS-32-S

FOR OVAL TANKS - INSERT SHEET ONLY ADD LB EX: RSO-300-LB  
FOR BAND ONLY PART NUMBER BEGINS WITH ROB EX: ROB-300


### SPACE SAVER SADDLE TANKS

RS-24X150SS	150 GALLON SADDLE AND BAND ASSY (COMPLETE FOR 2 TANKS)	\$2408.69
RS-24X200SS	200 GALLON SADDLE AND BAND ASSY (COMPLETE FOR 2 TANKS)	\$1695.23
RS-24X250SS	250 GALLON SADDLE AND BAND ASSY (COMPLETE FOR 2 TANKS)	\$1733.46

### INSERT SHEETS FOR POLYETHYLENE TANKS (ONE REQ'D PER TANK)

RI-85-23	30" X 50" INSERT SHEET – FITS 23" X 85 GALLON ROUND TANK	\$130.56
RI-110-30	30" X 40" INSERT SHEET – FITS 30" X 110 GALLON ROUND TANK	\$77.00
RI-150/200-3032	30" X 50" INSERT SHEET – FITS 30" X 150- & 200-GALLON ROUND TANK	\$186.05
RI-200-38	36" X 40" INSERT SHEET – FITS 38" X 200 GALLON ROUND TANK	\$146.00
RI-300-38	40" X 50" INSERT SHEET – FITS 38" X 300 GALLON ROUND TANK	\$202.05
RI-400-42	48" X 60" INSERT SHEET - FITS 42" X 400 GALLON ROUND TANK	\$207.38
RI-500-42	48" X 78" INSERT SHEET – FITS 42" X 500 GALLON ROUND TANK	\$209.72
RI-500-48	60" X 48" INSERT SHEET – FITS 48" X 500 GALLON ROUND TANK	\$180.41

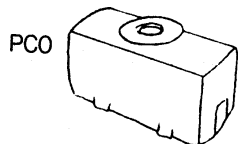
NO ADDITIONAL INSERT SHEET REQUIRED FOR OVAL TANKS



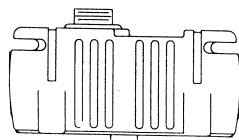
# POLYETHYLENE TANKS

**ALL TANKS EXCEPT THE PCO TANKS COME WITH A STANDARD FITTING.  
WHEN ORDERING PLEASE LET US KNOW THE SIZE FITTING YOU WOULD  
LIKE IN CASE IT IS DIFFERENT. ALL FITTINGS THAT ARE NOT STANDARD  
WILL COST EXTRA.**

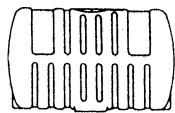
PART NO. YELLOW	WHITE	GALLONS	W X H X L	TYPE	LID	WT	PRICE
47029	47030	15 L & G	15" W x 11"H x 30" L		5"	10	\$203.54
47033	47031	25 L & G	20" W x 14"H x 30" L		5"	15	\$238.04
42321		5 SQ	11" W X 18"H X 11" L		8"	6	\$139.50
42351		10 SQ	13" W X 21"H X 13" L		8"	11	\$192.61
47036		9	10" x 14" x 20"	FRESH WATER		9	\$442.87
47006		25	23" x 19"	HORIZONTAL	5"	12	\$195.90
47337		55	23" x 37"	HORIZONTAL	5"	18	\$320.49
47394		85	23" x 55"	HORIZONTAL	5"	26	\$508.35
47368	47374	110	30" x 44"	HORIZONTAL	10"	36	\$537.70
47327		150	30" x 56"	HORIZONTAL	10"	44	\$663.09
47068		200	32" x 65"	HORIZONTAL	10"	66	\$806.16
47325		200	38" x 47"	HORIZONTAL	10"	60	\$806.16
47375	47409	300	38" x 69"	HORIZONTAL	10"	83	\$1058.49
47331	47699	400	42" x 76"	HORIZONTAL	10"	100	\$1525.87
47330	47474	500	48" x 74"	HORIZONTAL	10"	120	\$1541.14
47335		500	42" x 93"	HORIZONTAL	10"	147	\$1773.58
41346		15	19" x 23"	MIX-N-FILL	8"	9	\$203.50
42086	42064	15	24" X 21"	MIX-N-FILL	16"	10	\$228.80
42087	42065	30	24" x 28"	MIX-N-FILL	16"	14	\$270.16
62438		35	23" x 29"	MIX-N-FILL	8"	14	\$247.26
41340		60	31" x 32"	MIX N FILL	16"	22	\$365.15
47373		80	32" X 34"	MIX N FILL	16"	30	\$505.84
47024	47023	15	12" W x 15"H x 25" L	PCO	5"	10	\$249.88
47022	47021	30	19" W x 20"H x 25" L	PCO	5"	16	\$324.89
47013	47016	50	19" W x 20"H x 38" L	PCO	5"	23	\$364.36
47020	47017	100	30" W x 26"H x 38" L	PCO	5"	42	\$583.26
47350	47364	150	36" W x 26"H x 48" L	PCO	10"	63	\$717.92
47352	47261	200	36" W x 35"H x 48" L	PCO	10"	76	\$898.89
47980	47979	300	36" W x 35"H x 69" L	PCO	16"	109	\$1677.68
47342	47710	150	38½" W x 24"H x 56" L	OVAL	10"	55	\$865.45
47086	47711	200	40" W x 26"H x 66" L	OVAL	10"	80	\$983.19
47349	47754	300	48" W x 30"H x 70" L	OVAL	16"	110	\$1286.18
47389	47183	400	57" W x 36" Hx70" L	OVAL	16"	126	\$1462.62
47346	47085	500	57" W x 36"H x 82" L	OVAL	16"	150	\$1840.54
47076		750	69"W X 42"H X 88"L	OVAL	16"		\$2590.88
47103	47105 47288(B)	1000	78" W x 49"H x 90" L	OVAL	16"	282	\$3281.29 \$3381.29
47345		150 CAW	24" W x 41"H x 49" L	SPACE SAVER	10"	69	\$796.87
47344	47121	200 CAW	24" W x 47"H x 54" L	SPACE SAVER	10"	85	\$924.19
47340	47448	250 CAW	24" W x 53"H x 60" L	SPACE SAVER	10"	100	\$1117.83



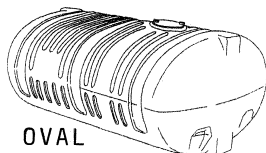
PCO



LAWN AND GARDEN

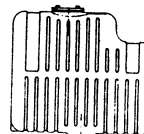


HORIZONTAL



OVAL

SPACE SAVER



MIX-N-FILL



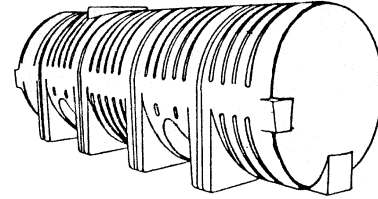
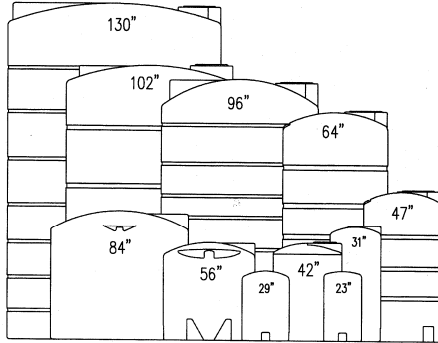
FRESH WATER



# POLYETHYLENE STORAGE TANKS

FEATURES: VERTICAL  
 ONE PVC/NYLON FITTING  
 INCLUDED WITH DIP TUBE.  
 \*MOLDED IN GALLONAGE INDICATORS  
 \*STANDARD COLOR: YELLOW OR WHITE  
 \*STANDARD WALL HOLDS 11 PPG.  
 \*HEAVY DUTY WALL HOLDS 13 PPG AVAILABLE  
 \*2" OUTLET

FEATURES: HORIZONTAL- NURSE/LEG  
 \*MOLDED-IN BAFFLES  
 \*DESIGNED WITH SELF-SUPPORTING MOLDED-IN LEGS  
 \*COLORS: YELLOW OR BLACK (EXTRA \$50 NET CHARGE FOR BLACK TANK-)  
 \*2" OUTLET



HORIZONTAL LEG

PART NO.	GALLO NS	LID	D X L	TYPE	WEIGH T	PRICE
41347	65	8"	23" x 42"	VERTICAL	18	\$346.58
40337	550	16"	67" X 42"BLACK	VERTICAL	128	\$1564.47
40341	1550	16"	87" x 67"BLACK	VERTICAL	276	\$3047.38
41891	35	5"	20"x 29"	LEG	15	\$221.96
45197	65	5"	23" x 43"	LEG	57	\$416.14
40772	125	8"	32" x 41"	LEG	40	\$675.89
41344	225	8"	38" x 49"	LEG	75	\$995.70
41345	325	16"	38" x 68"	LEG	95	\$1226.98
47358	500	16"		LEG		\$1756.98
47885	500	16"	48" x 75" BLACK	LEG	172	\$1856.98
47937	750	16"	48" x 107" BLACK	LEG	246	\$2817.03
<b>W X H X L</b>						
47382	1000	16"	48" x 51" x 139" BLACK	LEG	302	\$3594.62
47821	1650	16"	62" x 65" X 139" BLACK	LEG	400	\$6646.30
<b>HEAVY WEIGHT TANKS (PRICE IS PICKED UP IN WILLIAMSTON)</b>						
1635-41890	1635	16"	71" x 58" x 142" BLACK	ELLIPTICAL LEG	515	\$5992.20
40775	2035	16"	84" x 56" x 142"	ELLIPTICAL LEG	660	\$7486.65
41294	2635	16"	90" x 72" x 140"	ELLIPTICAL LEG	922	\$10517.81
3135-41417	3135	16"	88" x 80" x 150"	ELLIPTICAL LEG	1072	\$11574.63
45366	2650	22"H	88" x 82" x 122"	ELL LEG BAFFLE	1150	\$11507.91
44603	3250	22"H	88 X 82 X 152	ELL LEG BAFFLE	1150	\$12509.05
42011	4035	16"H	92 X 75 X 152	ELLIPTICAL LEG	1150	\$16323.32

### HOOP ASSEMBLY FOR NURSE TANKS

PART NO.	GALLONS	REQUIRE	PRICE EACH
61744	125	2 HOOPS	\$85.83
60478	225, 325	2 HOOPS	\$141.14
67101	500	2 HOOPS	\$140.43
67101	750	3 HOOPS	\$140.43
67101	1000	4 HOOPS	\$140.43
63282	1325	3 HOOPS	\$206.22
67246	1650	4 HOOPS	\$182.95
64191	1635	4 HOOPS	\$192.06
63840	2035	4 HOOPS	\$332.77
60353	2635	4 HOOPS	\$428.04
62097	2650(3) 3135	4 HOOPS	\$465.81
62832	4035	4 HOOPS	\$490.92
60520	35	2 HOOPS	\$39.59
61745	65	2 HOOPS	\$59.64

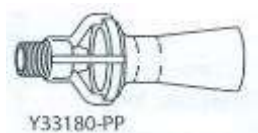
## TANK COVERS AND FILLWELLS

	67410	2 1/4" CAP FOR 10 GAL. TANK (NOT SHOWN)	\$19.86	
	60366	EPDM GASKET 5" LID FOR 63484	\$ 9.16	
	63484	5" COVER FOR NORWESCO TANK W/BALL CHECK AND GASKET	\$15.52	
	60002	8" COVER THREADED – BLACK (PRIOR 2008)	\$24.18	
	63480	8" LID WITH BLUE SNAP IN VENT	\$18.71	
	67399	10" COVER THREADED - BLACK	\$31.82	
	67400	10" FILLWELL, THREADED – BLACK	\$20.97	
	67104	BAFFLE VENTS FOR 10" THREADED LID	\$9.20	
	60019	4" BREATHER CAP ONLY - BLACK	\$18.29	
	60011	16" COVER W/BREATHER CAP - BLACK	\$43.67	
	60012	16" FILLWELL, THREADED - BLACK	\$13.81	
	63485	16" LID AND RING W/BLUE SNAP-IN VENT	\$47.72	
62531	18" LANYARD FOR 8" & 16" NON-HINGED LID	\$1.83		
<b>STRAINER BASKETS</b>				
 67375	 67374	14 MESH HEAVY DUTY NYLON FITS INSIDE THE FILLWEL		
		67375	10" BASKET	\$99.48
		67374	16" BASKET	\$115.41

## AGITATORS

3371	1/2" FPT JET AGITATOR - NYLON	\$9.02
3371-0019	3/4" MPT JET AGITATOR - NYLON	\$10.41
6290SC-3-AL	1/4" FPT AGITATOR ALUMINUM	\$56.06
DTA-33C	TWIN DROP TUBE AGITATION W/TANK FITTING FOR 38" DIAMETER TANK	\$63.64
DTA-33	TWIN DROP TUBE AGITATION ASSY. LESS TANK FITTING	\$51.41
Y33180-PP	TEEJET MIXING NOZZLE - 3/8" PIPE THREAD	\$88.91

KEEPS WETTABLE POWDERS IN SUSPENSION WITHOUT FOAMING AND INCREASES EFFECTIVE INPUT FLOW UP TO 3 TIMES FOR THOROUGH AGITATION.



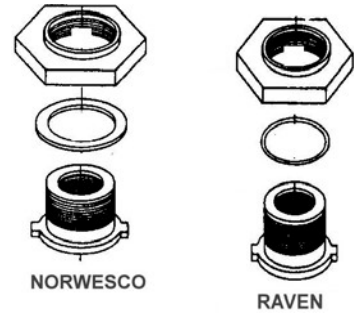
DTA-33



# TANK REPLACEMENT PARTS

## NORWESCO FITTINGS

PART#	DESCRIPTION	PRICE
62834	1/2" DOUBLE THREAD	\$9.34
60401	3/4" DOUBLE THREAD	\$7.31
60402	EPDM GASKET FOR 3/4"	\$1.61
60360	VITON GASKET FOR 3/4"	\$31.81
60427	1" DOUBLE THREAD	\$9.34
60403	1 1/4" DOUBLE THREAD	\$9.16
63065	1 1/4" ANTI VORTEX	\$11.69
60404	EPDM GASKET FOR 1" AND 1 1/4"	\$2.25
60361	VITON GASKET FOR 1" AND 1 1/4"	\$47.72
60124	1 1/2" DOUBLE THREAD	\$14.02
60405	2" DOUBLE THREAD	\$13.34
62399	2" ANTIVORTEX ADAPTER	\$4.94
60406	EPDM GASKET FOR 1 1/2" AND 2"	\$3.20
60523	VITON GASKET FOR 1 1/2" AND 2"	\$67.63
60335	2" SIPHON TUBE, SHORT	\$8.97
63683	2" HEAVY DUTY DT FITTING	\$23.68
60336	EPDM GASKET FOR 2"	\$4.98
60008	VITON GASKET FOR 2"	\$75.62
62299	3" DOUBLE THREAD	\$71.62
60331	EPDM GASKET FOR 3"	\$12.80
60351	VITON GASKET FOR 3"	\$97.29
60327	3" SIPHON TUBE, SHORT	\$19.31
62171	4" DOUBLE THREAD	\$222.91
62714	4" SIPHON TUBE	\$175.12



NORWESCO TANK FITTING SIZE  
PURCHASED AFTER JANUARY 1, 2004

FITTING SIZE	HOLE SIZE
1/2" & 3/4"	1 1/2"
1", 1 1/4"	2 1/4"
1 1/2"DT, 2"DT	3"
2" HD/TUBE	3 1/4"
3"	4 5/8"

USE A STANDARD HOLE SAW THAT FITS ANY 1/4"  
ELECTRIC DRILL MOTOR TO CUT THE PROPER SIZE  
HOLE.

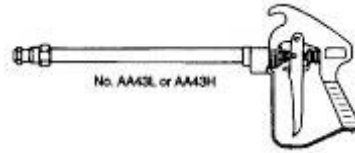
PART#	DESCRIPTION	PRICE
60081	SCREWS	\$0.43
62531	TIE DOWN FOR COVER	\$1.83

# HANDGUNS AND ACCESSORIES

**TEEJET MODEL 43:** DESIGNED FOR HEAVY DUTY SERVICE IN LANDSCAPE, ORCHARD, NURSERY, EQUIPMENT CLEANING, AND SPOT SPRAYING APPLICATIONS. NOZZLE ADJUSTS FROM FINE CONE MIST TO STRAIGHT STREAM. KNURLED ADJUSTMENT RING ALLOWS TRIGGER TO BE LOCKED IN ANY DESIRED POSITION. 1/2" FPT INLET. BRASS OR ALUMINUM MATERIAL. REPAIR PARTS IN BLUE SECTION PAGE 1.



AA43LA



No. AA43L or AA43H



LOW PRESSURE (200 PSI MAX)

HIGH PRESSURE (800 PSI MAX)

MODEL	MATERIAL	LENGTH	PRICE	MODEL	MATERIAL	LENGTH	PRICE
AA43LA-6	BRASS	13"	222.57	AA43HA-6	BRASS	13"	222.59
AA43L-6	BRASS	22"	245.67	AA43H-6	BRASS	22"	245.67
AA43LA-AL6	ALUMINUM	13"	195.50	AA43HA-AL6	ALUMINUM	13"	195.50
AA43L-AL6	ALUMINUM	22"	204.10	AA43H-AL6	ALUMINUM	22"	204.10




## ACCESSORIES

### QUICK COUPLERS

	<b>11990-19</b>	1/2" NPT M X F	<b>\$52.65</b>
	SWIVEL CONNECTOR TO FIT NO.43 GUN		
	<b>DX-HSS</b>	HARDENED STAINLESS STEEL NOZZLE TO PROVIDE MAXIMUM SPRAY THROW. FITS NO.43 GUN. SPECIFY SIZE 6,8,10, OR 12	<b>\$35.48</b>

PART#	STYLE	INLET	PRICE
38FS	SOCKET	3/8 FPT	\$13.55
38MS	SOCKET	3/8 MPT	\$13.71
38FPB	PLUG	3/8 FPT	\$6.03
38MPB	PLUG	3/8MPT	\$4.84
50FS	SOCKET	1/2 FPT	\$20.01
50MS	SOCKET	1/2 MPT	\$17.78
50FPB	PLUG	1/2 FPT	\$7.14
50MPB	PLUG	1/2 MPT	\$8.37

### REUSABLE ENDS

	<b>PART#</b>			<b>PRICE</b>	<b>JD-9</b>	<b>\$141.04</b>	
	4D7	3/8"	MALE RIGID	<b>\$15.00</b>			
	6P13	1/2"	MALE RIGID	<b>\$10.00</b>	<b>HANDGUN-ECONOMY VERSION WITH 1/2" FPT</b>		
	2B7MS	1/4"	MALE SWIVEL	<b>\$18.35</b>	<b>JD9-C</b>	<b>\$245.59</b>	<b>ORIGINAL HANDGUN -HEAVY DUTY COMMERCIAL WITH 3/4" GHT AND 1/2" FPT</b>
	4D7MS	3/8"	MALE SWIVEL	<b>\$18.01</b>	<b>JD9-CT GAUGE PORT</b>		
	6P13MS	1/2"	MALE SWIVEL	<b>\$21.01</b>	<b>\$254.95</b>		



### HOODED SPRAY WAND

PART # 4.802.30

\$148.90

POLYPROPYLENE TRIGGER VALVE, 3/8" HOSE BARB INLET. STRAINER IN HANDLE. 28" STAINLESS STEEL SPRAY WAND. PLASTIC SPRAY SHIELD PROTECTS AGAINST OVERSPRAY AND DRIFT. INCLUDES 8002 SPRAY TIP WITH QUICK CONNECT CAP. MAX GPM-5, MAX PSI-300

### Lesco Chemlawn Spray Gun (Less



PART # 5001-S \$95.40

### Tip)

USE IN YOU LANDSCAPING LAWN CARE AND OUTDOOR GREEN SPACE MAINTENANCE JOBS THIS SPRAY GUN IS ALIGHTWEIGHT PERF ORMER, WEIGHING IN AT ONLY 2 LBS. AND WITH ITS CONSTRUCTION FROM POLY MANTER IALS, IT'S EASY TO GRIP AND STANDS UP TO CONTINUAL USAGE IN YOU FREQUENT SP RAYING JOBS.

MAX PRESSURE: 200 PSI

INLET: 1/2" NYLON HOSE BARB 3/4" FNPT WHEN BARB IS REMOVED  
WEIGHT: 2 LBS

### TIP NUMBER & COLOR & GPM

TIP NUMBER	COLOR	GPM	PRICE
#018104	BLUE	1.5	\$12.00
#009510	YELLOW	2	\$12.00
#007668	GREEN	3	\$12.00
#007655	WHITE	4	\$12.00

### HANDGUN PARTS



#30-CPT#1 ROLLOVER HANDGUN \$ 150.00



INCLUDES #30 HANDGUN, 11/16 MALE INLET, ROLLOVER VALVE WITH ONE 4004SS TIP AND ONE HOLLOW CONE NOZZLE WITH SS INSERT

98450-2-1/4F ROLLOVER VAVLE W/ CHK \$63.83


5500-BR/SS-X6 HOLLOW CONE NOZZLE \$ 33.40

TP4004-SS FLAT FAN SPRAY TIP \$15.49

# LIGHTWEIGHT TRIGGER HANDGUNS AND TRIGGER VALVES



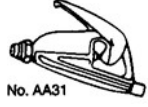
	<b>22650-PP-300</b> \$40.32 1/4" HOSE SHANK		<b>22670-PP-15-300</b> \$63.55 <b>22670-PP-24-300</b> \$73.25 1/4" HOSE SHANK
<b>22650</b> <b>22650-PP-1/4</b> \$40.32 NPT \$40.32	<b>22650-PP-406</b> \$40.32 3/8" HOSE SHANK	<b>22670-PP</b> <b>22670-PP-15-1/4</b> \$63.55 <b>22670-PP-24-1/4</b> \$73.25 1/4" F NPT	<b>22670-PP-15-406</b> \$63.55 <b>22670-PP-24-406</b> \$73.25 3/8" HOSE SHANK


**TEEJET TRIGGER JET SPRAY GUN:** LIGHTWEIGHT POLYPROPYLENE SPRAY GUN FOR LOW PRESSURE APPLICATIONS. CHOICE OF 1/4", 3/8" HOSE SHANK OR 1/4" FEMALE NPT CONNECTION. GUN WILL ACCEPT STANDARD SPRAY TIPS. MAX 150 PSI. MODEL 22670 HAS ADJUSTABLE NOZZLE AND EXTENSION OF 15" OR 24". CHOOSE HOSE BARB SIZE A1414, A1438 OR A1412.

	<b>50800-15-PP-300</b> TRIGGERJET \$23.24 LIGHTWEIGHT POLYPROPYLENE HANDGUN WITH LOCKING TRIGGER AND ADJUSTABLE NOZZLE. 15" EXTENSION WAND, MAX 100 PSI, AND 1/4" HOSE SHANK CONNECTION.
	<b>SG-4539F</b> ECONOMY SPRAY GUN \$16.50 LIGHTWEIGHT POLYPROPYLENE HANDGUN WITH 22" EXTENSION WAND AND ADJUSTABLE CONE TIP.

TEEJET ADJUSTABLE CONE TIP		
38720-PPB-X18	\$9.47	5500-X3 \$28.08
5500-PPB-X8-VI	\$14.70	X5, X8, X10, X12, X26
5500-PPB-X8	\$12.83	


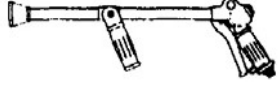



<b>4688 TRIGGER TEEJET VALVE</b> \$68.47 SAME AS ABOVE EXCEPT (F) INLET - (M) OUTLET. 	<b>6104 TRIGGER TEEJET VALVE</b> \$67.84 FLOW RATES UP TO 2 GPM AND PRESSURES UP TO 250 PSI. BRASS 1/4" CONNECTIONS 	<b>AA31-1/4F GUNJET</b> \$107.07 BRASS WITH 1/4" (M) INLET AND 11/16" OUTLET FOR 5500 NOZZLE OR TEEJET CAP AND TIP 
--	---	--


<b>1215.29</b> 	<b>UDOR HEAVY DUTY SPRAY GUN</b> ADJUSTABLE SPRAY TO A CONE MIST. MAX PSI 350 MAX GPM 16 <b>1215.29</b>	<b>\$213.60</b>
---	---	-----------------

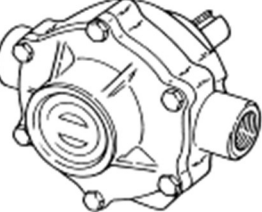
## UDOR HIGH PERFORMANCE SPRAY GUNS

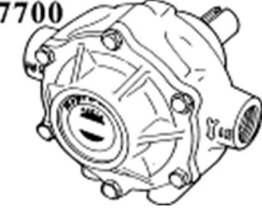
THESE GUNS OFFER VARIABLE SPRAY PATTERN ADJUSTMENT RANGING FROM A WIDE-ANGLE CONE MIST TO A LONG-REACHING SOLID STREAM. SPRAY CAPACITIES RANGE FROM 1 GPM TO 30 GPM. ALL MODELS ARE RATED AT 850 PSI MAX.


		
<b>26.901.162</b> \$214.90 TURBO GUN BARREL LENGTH 8" MAX CAPACITY 15 GPM	<b>7.901.103</b> \$292.10 TURBINE GUN BARREL LENGTH 17" MAX CAPACITY 25 GPM	<b>13.901.151</b> \$408.50 LONG RANGE BARREL LENGTH 21" MAX CAPACITY 30 GPM
<b>REPAIR KIT</b> 8711.03 \$31.60	<b>REPAIR KIT</b> KIT-10/11 \$37.50	<b>REPAIR KIT</b> KIT-10/11 \$37.50

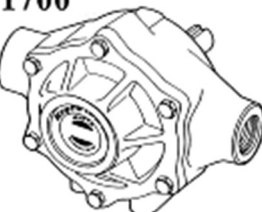
## HYPRO ROLLER PUMPS

	<b>6500</b>	SERIES 6500 PUMPS 6 ROLLER PORT SIZE: 3/4" NPT 1" HB INLET FITTING FOR 1000 RPM OPERATION ROLLERS: SUPER ROLLERS STANDARD SHAFT SEALS: VITON STANDARD WEIGHT: 9LBS MAX PSI: 300 MAX GPM: 21.8 MAX RPM: 1200 SHAFT: 5/8"			PRICE
			6500C	CAST IRON PUMP	\$335.75
			6500N	NI-RESIST PUMP	\$768.90
			6500XL	SILVER CAST PUMP	\$1061.62
			6500XL-R	REVERSE ROTATION	\$1074.75

	<b>7560</b>	SERIES 7560 PUMP 8 ROLLER PORT SIZE: 3/4" NPT 1" HB INLET FITTING FOR 1000 RPM OPERATION ROLLERS: SUPER ROLLERS STANDARD SHAFT SEALS: VITON STANDARD WEIGHT: 13 LBS MAX PSI: 300 MAX GPM: 22.5 MAX RPM: 1000 SHAFT: 15/16"			
			7560C	CAST IRON PUMP	\$438.61
			7560N	NI-RESIST PUMP	\$872.32
			7560XL	SILVER CAST PUMP	\$1265.49
			7560XL-R	REVERSE ROTATION	\$1278.62

	<b>7700</b>	SERIES 7700 PUMPS 7 ROLLER PORT: SIZE: 3/4" NPT SHAFT ROTATION: COUNTER CLOCKWISE WHEN LOOKING AT THE SHAFT END ROLLERS: SUPER ROLLERS STANDARD SHAFT SEALS: VITON STANDARD WEIGHT: 14 LBS MAX PSI: 200 MAX GPM: 22.1 MAX RPM: 800 SHAFTS: 15/16"			
			7700C	CAST IRON PUMP	\$445.75
			7700XL	SILVER CAST PUMP	\$1296.09
			7700XL-R	REVERSE ROTATION	\$1310.65

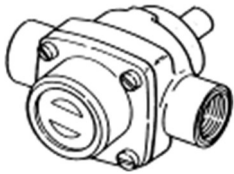
	<b>1500</b>	SERIES 1500 PUMPS 6 ROLLER PORT SIZE: 1 1/2" NPT SHAFT ROTATION: COUNTER CLOCKWISE WHEN LOOKING AT THE SHAFT END ROLLERS: SUPER ROLLERS STANDARD SHAFT SEALS: BUN-A ON CAST IRON AND NI- RESIST AND VITON ON XL SERIES WEIGHT: 30 LBS MAX PSI: 200 MAX GPM: 62 MAX RPM: 1000 SHAFT: 15/16"			
			1502C	CAST IRON PUMP	\$1065.77
			1502XL	SILVER CAST PUMP	\$2424.70
			1502XL-R	REVERSE ROTATION	\$2440.71

	<b>1700</b>	SERIES 1700 5 ROLLER PORT SIZE: 1" NPT SHAFT ROTATION: COUNTER CLOCKWISE WHEN LOOKING AT THE SHAFT SHAFT SEALS: VITON STANDARD ROLLERS: SUPER ROLLERS WEIGHT: 19 LBS MAX PSI: 200 MAX GPM: 45 MAX RPM: 1000 SHAFT: 15/16"			
			1700C	CAST IRON PUMP	\$694.34
			1700XL	CAST PUMP	\$1935.39
			1700XL-R	REVERSE ROTATION	\$1951.40

SEE BLUE SECTION FOR PARTS BREAKDOWN

**4001/4101**

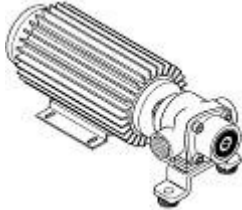
**HYPRO HIGH SPEED, 4 ROLLER PUMPS**



PORT SIZE: 3/4" NPT  
 PUMP SHAFT ROTATION" CLOCKWISE WHEN LOOKING AT THE SHAFT END  
 ROLLERS: SUPER ROLLERS STANDARD  
 SHAFT SEALS: VITON STANDARD  
 WEIGHT: 5 LBS

4001 RPM: 1800  
 4101 RPM: 2600  
 MAX PSI: 150

4001C	CAST IRON PUMP ONLY	\$335.75	4101C	CAST IRON PUMP ONLY	\$310.03
4001N	NI-RESIST PUMP ONLY	\$578.14	4101N	NI-RESIST PUMP ONLY	\$557.75
4001XL	SILVER CAST PUMP	\$844.64	4101XL	SILVER CAST PUMP	\$824.26



**HYPRO ROLLER PUMP WITH 12 VOLT MOTOR**

ALL MODELS COME IN EITHER NI-RESIST OR SILVER SERIES XL SUPER ROLLERS AND VITON SEALS STANDARD  
 LOCKING COLLAR AND TORQUE ARM COME IN EACH PACKAGE  
 WEIGHT: 16-18 LBS

4101N-EH (PUMP AND 12 VOLT MOTOR)	\$1223.26
4101XL-EH (PUMP AND 12 VOLT MOTOR)	\$1485.39
4101XL-H (PUMP ONLY)	\$851.92

**EVERFLO 12 VOLT PUMP**

POLYPROPYLENE PUMP HOUSING AND VALVE PLATE, VITON VALVES, SANTOPRENE DIAPHRAGM



EF1000-BOX	1.0 GPM, 12V DIAPHRAGM PUMP BOXED - 3/8" BARB	\$85.76
EF2200-BOX	2.2 GPM, 12V DIAPHRAGM PUMP BOXED - 3/8" FNPT	\$162.80
EF2200-QA-BOX	2.2 GPM, 12V DIAPHRAGM PUMP BOXED - QUICK ATTACHED	\$168.79
EF3000-BOX	3.0 GPM, 12V DIAPHRAGM PUMP BOXED - 1/2" FNPT	\$217.22
EF5500-BOX	5.5 GPM, 12V DIAPHRAGM PUMP BOXED - 1/2" FNPT	\$366.67
EF7000-BOX	7.0 GPM, 12V DIAPHRAGM PUMP BOXED - 1/2" FNPT	\$625.04

**DEMAND PUMPS**

SHURFLO AND DELAVAN DIAPHRAGM PUMPS PROVIDE EXCEPTIONAL PERFORMANCE AND RELIABILITY AT LOW COST. ALL MODELS LISTED WITH CHEMICAL RESISTANT VITON VALVES, SANTOPRENE DIAPHRAGMS. PRESSURE SENSITIVE SWITCH AUTOMATICALLY SHUTS DOWN PUMP WHEN MAXIMUM PRESSURES ARE REACHED.



<u>SHURFLO</u>	<u>VOLTAGE</u>	<u>PORT SIZE</u>	<u>GPM</u>	<u>PSI</u>	<u>PRICE</u>
8000-543-236	12VDC	3/8" F	1.8	60	\$210.30
2088-343-135	12VDC	1/2" M	3.0	45	\$250.96
2088-313-145	12VDC	1/2" M	3.6	45	\$412.19
8000-533-236	115AC	3/8" F	1.4	60	\$283.33
5059-1310-D011	12VDC	1/2" F	5.3	60	\$340.62

**WH-SKO-12V** SWITCH ASSEMBLY FOR SHURFLO PUMPS \$ **76.88**

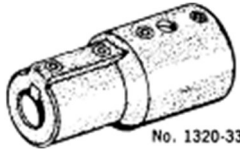
**WHK-120BC** 10 FT. WIRING HARNESS WITH BATTERY CLIP \$ **24.00**



7870-101E-SB

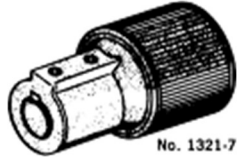
<u>DELAVAN</u>	<u>VOLTAGE</u>	<u>PORT SIZE</u>	<u>GPM</u>	<u>PSI</u>	<u>PRICE</u>
5850-201C	12VDC	1/2" F	5.3	45	\$222.45
7870-101E-SB (HIGHER CAPACITY)	12VDC	1/2" F	7.0	150	\$399.00

**PTO ADAPTERS FOR HYPROPUMPS**



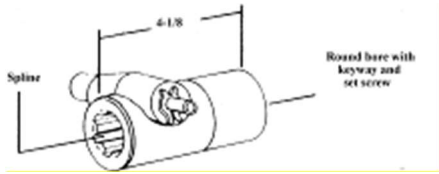
STANDARD ADAPTER ATTACHES TO TRACTOR SHAFT WITH SET SCREWS

1320-0022	STANDARD ADAPTER FOR SERIES 6500 PUMPS - FITS 5/8" SHAFT	\$41.88
1320-0076	STANDARD ADAPTER FOR ALL HYPRO SEVEN AND EIGHT ROLLER PUMPS - FITS 15/16" SHAFT	\$76.99
1320-0078	STANDARD ADAPTER FOR 1 3/8", 21 SPLINE, 1000 RPM. FITS 15/16" SHAFT ON 1500, 1700 AND 7560	\$73.56
1320-0080	STANDARD ADAPTER FOR 1 3/4", 21 SPLINE, 1000 RPM. FITS 15/16" SHAFT ON 1500, 1700 AND 7560.	\$107.61
1321-0006	QUICK COUPLER FOR SERIES 6500 PUMPS - FIT 5/8" PUMP SHAFT, 540 PTO SHAFT	\$77.99
1321-0007	QUICK COUPLER FOR ALL HYPRO SEVEN AND EIGHT ROLLER PUMPS - FITS 15/16" PUMPSHAFT, 540 PTO SHAFT.	\$84.46
1321-0012	MULTI-SPEED QUICK COUPLER FOR 6500, 4000 SERIES PUMP, FITS 1 3/8" 540 OR 1000 RPM PTO SHAFT, 5/8" PUMP SHAFT.	\$77.99
1321-0013	MULTI-SPEED QUICK COUPLER FOR 7560 AND 7700 PUMP, FITS 1 3/8" 540 OR 1000 RPM PTO SHAFT, 15/16" PUMP SHAFT.	\$83.11



QUICK COUPLER ATTACHES TO TRACTOR SHAFT WITH SLIP COLLAR

**SNAP HITCH PUMP ADAPTER**



PART NO.	SPLINE SIZE	ROUND BORE	KEYWAY SIZE	PRICE
114-1000	1 3/8 x 6	5/8	3/16	\$89.47
114-1500	1 3/8 x 6	15/16	1/4	\$89.47

**QUICK COUPLERS**

QUICK COUPLERS PROVIDE QUICK AND SIMPLE ON-OFF INSTALLATION. THE BODY IS STEEL AND THE COLLAR IS DURABLE NYLON 12 THAT IS COLOR-CODED ACCORDING TO INTERNATIONAL SAFETY STANDARDS.

PART#	PTO	SHAFT	TOOTH	BODY	MAX RPM	PRICE
1323-0076	1 3/8"	15/16"	9-TOOTH	FORGED STEEL	540-1000 RPM	178.46
1323-0075	1 3/8"	5/8"	21-TOOTH	FORGED STEEL	1000RPM	110.00
1323-0073	1 3/8"	15/16"	21-TOOTH	FORGED STEEL	1000RPM	105.58
1323-0074	1 3/8"	5/8"	6-TOOTH	FORGED STEEL	540 RPM	84.79
1323-0072	1 3/8"	15/16"	6-TOOTH	FORGED STEEL	540 RPM	110.00

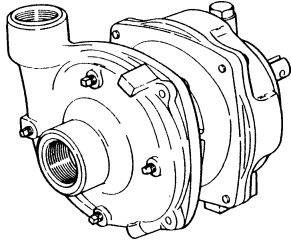
\*MULTI-SPEED+-





# HYPRO CENTRIFUGAL PUMPS

## 9000

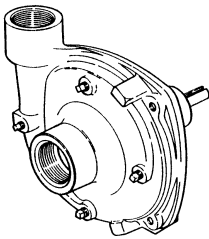


### PLANETARY OIL-BATH GEAR-DRIVE

SERIES 9000 PUMPS  
 PORT SIZES: 1 1/2" NPT INLET, 1 1/4" NPT OUTLET  
 HOUSING: CAST IRON  
 IMPELLER: NYLON  
 PUMP SHAFT ROTATION: COUNTER CLOCKWISE  
 WHEN LOOKING AT THE SHAFT END  
 PUMP SEALS: VITON/CERAMIC STANDARD  
 WEIGHT: 44 LBS

MODEL	RPM	SHAFT	PRICE
9006C-O	600	1 3/8" 6 SPLINE	\$1922.69
9008C-O	1000	1 3/8" 21 SPLINE	\$2043.47
9016C-O	600	1" SOLID	\$1899.08
9018C-O	1000	1" SOLID	\$2010.14
9028C-O	1000	1 3/4" 20 SPLINE	\$2371.08

## 9200



### PEDESTAL MOUNTED

SERIES 9200  
 AVAILABLE IN CAST IRON AND 316 SS  
 PEDESTAL MOUNT, DIRECT DRIVE  
 PORT SIZES: 1 1/4" NPT, 1" NPT OUTLET (9202)  
 1 1/2" NPT INLET, 1 1/4" NPT OUTLET

MAX PSI: 170  
 MAX RPM: 6000  
 SHAFT: 5/8" SOLID

IMPELLER: NYLON (CI) POLY (SS)  
 PUMP SHAFT ROTATION: COUNTER CLOCKWISE WHEN  
 LOOKING AT THE SHAFT END  
 PUMP SEALS: VITON/CERAMIC STANDARD  
 WEIGHT: 18 LBS

MODEL	PRICE
9202C	\$788.50
9203C	\$798.23

## 9300



### SERIES 9300 CAST IRON HYDRAULIC MOTOR DRIVEN CENTRIFUGAL

9303C-HM1C, OPEN/CLOSED HYDRAULIC SYSTEM, MAX GPM: 114, MAX  
 PSI:114 GPM HYDRAULIC MOTOR: 13 \$1769.97

9303C-HM2C, OPEN/CLOSED HYDRAULIC SYSTEM; MAX GPM: 97, MAX PSI: 95  
 GPM HYDRAULIC MOTOR: 6 \$1769.97

9303C-HM3C, OPEN/CLOSED HYDRAULIC SYSTEM, MAX GPM:125, MAX PSI: 98  
 GPM HYDRAULIC MOTOR: 24 \$1882.42

9303C-HM4C, OPEN/CLOSED HYDRAULIC SYSTEM, MAX GPM: 115, MAX  
 PSI:93 GPM HYDRAULIC MOTOR: 7 \$1769.97

MOUNTING ALMOST ANYWHERE ON TRACTOR OR SPRAYER, SERIES 9300 BECOMES PART OF THE  
 VEHICLES HYDRAULIC SYSTEM AND FREES THE PTO FOR OTHER USES. "CLOSE-COUPLED" DESIGN  
 REDUCES MOUNTING SPACE - A SINGLE STAINLESS-STEEL SHAFT IS COMMON TO BOTH PUMP AND  
 MOTOR.

PUMP CONSTRUCTION: EPOXY -COATED CAST-IRON HOUSING, NYLON IMPELLER, TWO NEEDLE  
 MAIN BEARINGS AND AN OUTBOARD, DOUBLE-SEALED FACTORY-LUBRICATED BALL BEARING. VITON  
 SEALING ELEMENT STANDARD; BUNA-N OPTIONAL. 4-POSITION PUMP OUTLET, 1 1/4" TOP,  
 1 1/2" SUCTION.

MOTOR CONSTRUCTION: FIXED DISPLACEMENT, SMOOTH RUNNING GEROTOR, INTERNAL GEAR  
 DESIGN, TEFLON SHAFT SEAL, AND TWO NEEDLE BEARINGS AND A BALL BEARING TO SUPPORT THE  
 MOTOR/PUMP SHAFT.

9306C-HM5C \$2053.18  
 OPEN/CLOSED CENTER, MAX GPM 212, MAX PSI 140, MAX HYD. GPM 17,  
 CAST IRON PUMP HYDRAULIC MOTOR  
 FITS JD 4710 SPRAYERS SERIAL # 4001 AND ABOVE.  
 4720, 4730, AND 4830 ALL SERIAL NUMBERS



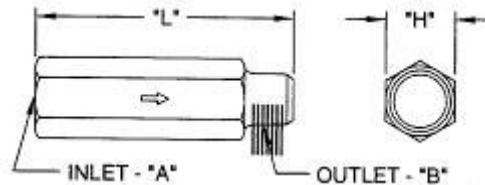
# CENTRIFUGAL PUMPS



THESE MODELS ARE CAST IRON STRAIGHT CENTRIFUGAL FRAME MOUNTED PUMPS DRIVEN BY A CLOSE COUPLED HYDRAULIC MOTOR. THE HYDRAULIC MOTORS HAVE TWO BUILT IN CHECK VALVES TO PREVENT SEAL DAMAGE DUE TO IMPELLER COASTING AND REVERSE ROTATION. EACH MOTOR ALSO HAS AN INTEGRAL NEEDLE VALVE TO BY-PASS EXCESS HYDRAULIC FLUID ON OPEN CENTER SYSTEMS. CONSULT THE **TRACTOR HYDRAULIC SYSTEM PUMP SELECTION GUIDE** TO MATCH THE CORRECT PUMP WITH THE APPLICATION.

	<u>1 1/4" SUCTION x 1" DISCHARGE</u>	
FMC-HYD-204	MAXIMUM PRESSURES 100 PSI AT 4600 RPM AND 75 GPM AT OPEN DISCHARGE. 4 GPM HYDRAULIC MOTOR CAN BE USED ON PRESSURE COMPENSATING CLOSED CENTER SYSTEMS (JOHN DEERE TYPE) OR OPEN CENTERED SYSTEMS RATED AT 4-13 GPM. EQUIPPED WITH RESTRICTOR ORIFICE. WT. 26 LBS.	\$1451.00
FMC-HYD-210	MAXIMUM PRESSURES 100 PSI AT 4600 RPM AND 75 GPM AT OPEN DISCHARGE. 10 GPM HYDRAULIC MOTOR CAN BE USED ON LOAD SENSING CLOSED CENTER SYSTEMS. (CASE IH TYPE) OR OPEN CENTERED SYSTEMS RATED 8-17 GPM. WT. 27 LBS.	\$1451.00
FMC-HYD-310	MAXIMUM PRESSURES 60 PSI AT 3950 RPM AND 60 GPM AT OPEN DISCHARGE. 16 GPM HYDRAULIC MOTOR CAN BE USED ON OPEN CENTER SYSTEMS RATED 16-24 GPM. WT. 33 LBS.	\$1495.00
	<u>1 1/2" SUCTION x 1 1/4" DISCHARGE</u> <b>150 SERIES HIGH PERFORMANCE</b>	
FMC-150-HYD-206	MAXIMUM PRESSURES 120 PSI AT 5100 RPM AND 120 GPM AT OPEN DISCHARGE. 7 GPM HYDRAULIC MOTOR CAN BE USED ON PRESSURE COMPENSATING CLOSED CENTER SYSTEMS (JOHN DEERE TYPE), LOAD SENSING CLOSED CENTER SYSTEMS (CASE-IH TYPE), AND OPEN SYSTEMS RATED 7-16 GPM. EQUIPPED WITH RESTRICTOR ORIFICE. WT. 31 LBS.	\$1488.00
FMSC-150-HYD-206	SAME AS ABOVE <b>EXCEPT HAS SEVERE DUTY SILICON CARBIDE SEAL.</b>	\$1591.00
FMC-200-HYD-210	MAXIMUM PRESSURES 80 PSI AT 4400 RPM AND 180 GPM AT OPEN DISCHARGE. 210 MOTOR REQUIRES 10 GPM HYDRAULIC MOTOR FLUID INPUT. RECOMMENDED FOR: PRESSURE COMPENSATING CLOSED CENTER SYSTEMS, LOAD SENSING CLOSED CENTER SYSTEMS, OPEN CENTER SYSTEMS UP TO 17 GPM USING INTERNAL NEEDLE VALVE BYPASS. EQUIPPED WITH RESTRICTOR ORIFICE. WT. 33LBS.	\$1746.00

## FLOW LIMITER VALVE – FOR USE ON LOAD SENSING HYDRAULIC SYSTEMS



INSTALLS IN ACE HYDRAULIC MOTOR INLET PORT, SHUTS OFF ALL HYDRAULIC FLOW WHEN THE MOTOR'S CAPACITY IS EXCEEDED, PROTECTS MOTOR FROM OVERSPEEDING, AUTOMATICALLY RESETS WHEN HYDRAULIC PRESSURE IS RELEASED.

### NEW SERIES 200N AND 300A MOTORS

MOTOR	PART #	A	B	L	H	PRICE
BAC-75-HYD-204	41417(LS-204N)	1/2" NPT	#8 SAE	3 1/4"	1 1/8"	98.50
BAC-75-HYD-206	41418(LS-206N)	1/2" NPT	#8 SAE	3 1/4"	1 1/8"	98.50
BAC-75-HYD-210	41423(LS-210N)	1/2" NPT	#8 SAE	3 1/4"	1 1/8"	98.50
BAC-75-HYD-304	41413(LS-304)	1/2" NPT	1/2" NPT	3 5/16"	1 1/8"	98.50

# DOWNDROPS AND SPECIAL 3 NOZZLE ASSEMBLIES

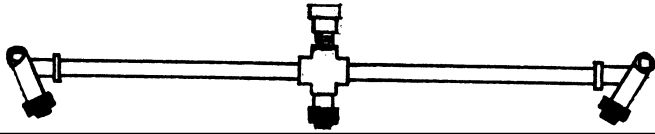
## SPECIAL 3-NOZZLE ASSEMBLY

OVER-THE-ROW PLACEMENT OF SPRAY MATERIAL FOR CONTROL OF TOBACCO SUCKERS AND FOR APPLYING FUNGICIDE TO PEANUTS. TWO SINGLE SWIVEL NOZZLES AND ONE STRAIGHT NOZZLE COMPLETE WITH CAPS, STRAINERS, AND TIPS. USE ONE PER ROW.

**RS-102** - FOR CONTACT SUCKER CONTROL - ONE BRASS TG-5 FULL CONE SPRAY TIP OVER CENTER OF ROW, ONE TG-3 FULL CONE SPRAY TIP EACH SIDE OF CENTER. \$ 113.76

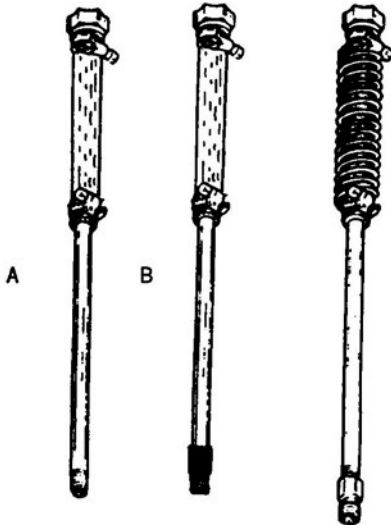
**RS-103** - FOR PEANUT FUNGICIDE SPRAYING - THREE D2-13 DISC TYPE HOLLOW CONE SPRAY TIPS OVER ROW \$ 101.11

**RS-104** - 3-NOZZLE ASSEMBLY LESS, TIPS, CAPS AND STRAINERS \$ 63.57



## DOWNDROPS LESS NOZZLE PARTS

DOWNDROP FITTED WITH SWIVEL CAP CONNECTOR, 5" FLEXIBLE HOSE, 12" ALUMINUM PIPE WITH 1/4" MALE PIPE THREAD AT LOWER END. MAY BE USED WITH METERING ORIFICES FOR DRIBBLE APPLICATION OF SOLUTION FERTILIZERS OR MAY BE EQUIPPED WITH SWIVEL NOZZLES FOR ROW CROP SPRAYING. AVAILABLE IN BRASS OR NYLON SWIVEL CAPS.



DD7/QJ/RS10:  
DOWNDROP WITH  
RS-199-10 SPRING

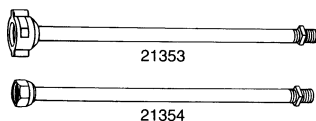
(A) DD5 BRASS CAP \$ 30.00  
(A) DD6 NYLON CAP \$ 29.50

(B) DD7/QJ QJ TOP & BOTTOM \$ 31.17

DD7/QJ/RS10 \$ 42.39

## *TeeJet* DOWNDROPS

21353-6-15-NYB	QUICK TEEJET HOSE DROP WITH EPDM GASKET, 15"	\$ 17.20
21353-6-24-NYB	QUICK TEEJET HOSE DROP WITH EPDM GASKET, 24"	\$ 17.20
21354-15-NYB	TEEJET HOSE DROP NYLON THROUGHOUT, 15"	\$ 11.37
21354-24-NYB	TEEJET HOSE DROP NYLON THROUGHOUT, 24"	\$ 12.67



## DOWNDROPS WITH SWIVEL NOZZLES

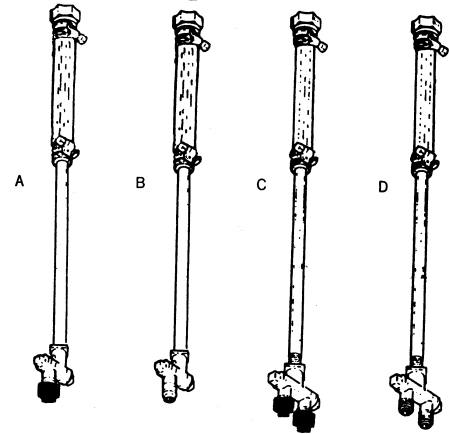
DOWNDROP IS FITTED WITH SWIVEL CAP CONNECTOR, 5" FLEXIBLE HOSE, 12" ALUMINUM PIPE WITH SINGLE OR DOUBLE SWIVEL NOZZLE ATTACHED. AVAILABLE WITH OR WITHOUT TIP, CAP, AND STRAINER TO COMPLETE NOZZLE ASSEMBLY. WHEN ORDERING TIP, CAP, AND STRAINER BE SURE TO SPECIFY TIP SIZE.

(A) 1DDNY \$ 49.44  
SINGLE NYLON SWIVEL WITH TIP, CAP, STRAINER

(B) 2DDNY \$ 42.56  
SINGLE NYLON SWIVEL LESS TIP, CAP, STRAINER

(C) 3DDNY \$ 56.87  
DOUBLE NYLON SWIVEL WITH TIP, CAP, STRAINER

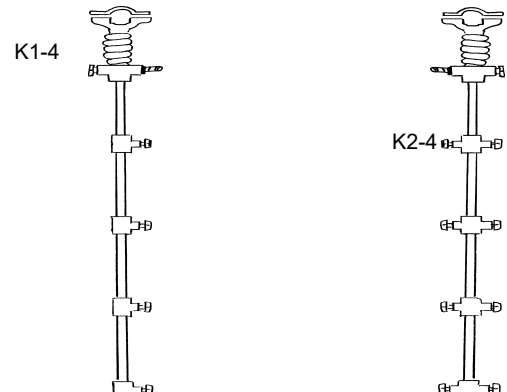
(D) 4DDNY \$ 45.17  
DOUBLE NYLON SWIVEL LESS, TIP, CAP, STRAINER



## HEAVY DUTY DOWNDROPS

- FOR HIGH PRESSURE SPRAYING
- FOR BLUE MOLD CONTROL ON TOBACCO
- FOR FUNGICIDE APPLICATION ON TOMATOES
- TOTAL LENGTH 45"

K1-4	4 TIPS ON 1 SIDE	\$ 365.62
K2-4	4 TIPS ON EACH SIDE	\$ 375.20
K2-5	5 TIPS ON EACH SIDE	\$ 451.96





NGP-6050 SERIES

**NGP-6050 SERIES**

SINGLE PISTON, DOUBLE ACTING	STROKE – VARIABLE
RATED FLOW – 21.0 GPM	INLET – 1 1/2" FPT
RATED PRESSURE – 120 PSI	OUTLET – 1 1/2" FPT
RATED SPEED – 450 RPM	CLUTCH – VARIOUS OPTIONS
RATED FLOW BASED ON <b>12 LB. PER GALLON FERTILIZER</b>	
SHAFT SIZE - 1"	

<b>MODELS AVAILABLE</b>		
<b>NGP-6050</b>	ROPE CONTROL CLUTCH	<b>\$2831.58</b>
<b>NGP-6055(LM-2455)</b>	WITHOUT CLUTCH	<b>\$2179.49</b>
<b>NGP-6058</b>	ELECTRIC CONTROL CLUTCH	<b>\$3063.52</b>
<b>NGP-6059</b>	HYDRAULIC CONTROL CLUTCH	<b>\$2930.61</b>



NGP-7050 SERIES

**NGP-7050 SERIES**

SINGLE PISTON, DOUBLE ACTING	STROKE – VARIABLE
RATED FLOW – 34.2 GPM	INLET – 1 1/2" FPT
RATED PRESSURE – 120 PSI	OUTLET – 1 1/2" FPT
RATED SPEED – 450 RPM	CLUTCH – VARIOUS OPTIONS
RATED FLOW BASED ON <b>12 LB. PER GALLON FERTILIZER</b>	
SHAFT SIZE - 1"	

<b>MODELS AVAILABLE</b>		
<b>NGP-7050</b>	ROPE CONTROL CLUTCH	<b>\$3250.31</b>
<b>NGP-7055(LM-4455)</b>	WITHOUT CLUTCH	<b>\$2599.77</b>
<b>NGP-7058</b>	ELECTRIC CONTROL CLUTCH	<b>\$3473.95</b>
<b>NGP-7059</b>	HYDRAULIC CONTROL CLUTCH	<b>\$3422.40</b>



NGP-9050 SERIES

**NGP-9050 SERIES**

DOUBLE PISTON, DOUBLE ACTING	STROKE – VARIABLE
RATED FLOW – 68.4 GPM	INLET – 1 1/2" FPT
RATED PRESSURE – 120 PSI	OUTLET – 1 1/2" FPT
RATED SPEED – 450 RPM	CLUTCH – VARIOUS OPTIONS
RATED FLOW BASED ON <b>12 LB. GALLON FERTILIZER</b>	
SHAFT SIZE - 1"	

<b>MODELS AVAILABLE</b>		
<b>NGP-9050</b>	ROPE CONTROL CLUTCH	<b>\$4352.04</b>
<b>NGP-9055(LM-4955)</b>	WITHOUT CLUTCH	<b>\$3991.98</b>
<b>NGP-9058</b>	ELECTRIC CONTROL CLUTCH	<b>\$4701.36</b>
<b>NGP-9059</b>	HYDRAULIC CONTROL CLUTCH	<b>\$4666.28</b>



**NGP5655-ARF SERIES**

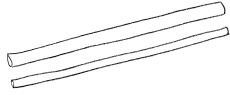
APPLY TWO PRODUCTS AT TWO RATES WITH ONE PUMP

DOUBLE PISTON, DOUBLE ACTING	STROKE – VARIABLE
RATED FLOW – 31.2 GPM TOTAL	INLET/OUTLET SMALL 1" FPT
RATED SPEED – 450 RPM	INLET/OUTLET LARGE 1 1/2" FPT
10.2 GPM SMALL SIDE	21 GPM LARGE SIDE
CLUTCH – NO CLUTCH	

RATED FLOW BASED ON **12 LB. PER GALLON FERTILIZER**

<b>NGP-5655-ARF</b>	<b>\$3418.48</b>
---------------------	------------------

# ACCESSORIES FOR JOHN BLUE PUMPS



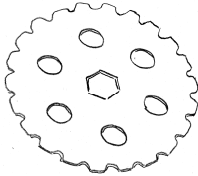
PUMP HOSE



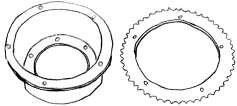

RETAINER



ADAPTOR

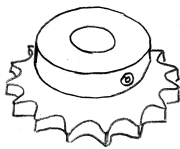


SPROCKET



HUB ADAPTOR

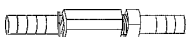
SPROCKET



PUMP SPROCKET



IDLER SPOOL



CHECK VALVE

## SQUEEZE PUMP HOSE

PART NUMBER	DESCRIPTION	PRICE
L-1265	SQUEEZE PUMP HOSE KIT - 6 HOSE SET, 1/2" HOSE	52.63
87249	SQUEEZE PUMP HOSE - 1 HOSE, 1/2" HOSE	7.78
87250	SQUEEZE PUMP HOSE - 1 HOSE, 5/16" HOSE	7.78

PART NUMBER	DESCRIPTION	PRICE
L-1414	SPROCKET ADAPTOR - 7/8" BORE	44.48
L-1414-1	SPROCKET ADAPTOR - 1" BORE	44.48
L-1414-2	SPROCKET ADAPTOR - 3/8" BORE	40.88
L-4414	SPROCKET RETAINER - 7/8" BORE	34.21
L-4414-1	SPROCKET RETAINER - 1" BORE	35.14
L-4414-2	SPROCKET RETAINER - 3/8" BORE	34.21
112838	SPROCKET RETAINER - 7/8" HEX	49.06
112839	SPROCKET ADAPTOR - 7/8" HEX	43.05

PART NUMBER	DESCRIPTION	PRICE
L-1383	8 TOOTH SPROCKET	18.21
L-1384	9 TOOTH SPROCKET	28.27
L-1385	10 TOOTH SPROCKET	14.98
L-1386	15 TOOTH SPROCKET	27.31
L-1381	20 TOOTH SPROCKET	44.63
L-1387	22 TOOTH SPROCKET	41.42
L-1388	23 TOOTH SPROCKET	39.76
L-1389	26 TOOTH SPROCKET	44.06
L-1390	30 TOOTH SPROCKET	62.92
L-1391	31 TOOTH SPROCKET	65.26
L-1392	32 TOOTH SPROCKET	87.79
A-2040	SQUEEZE PUMP CHAIN - 10 FT BOX (USE W/ABOVE SPROCKET)	34.20

PART NUMBER	DESCRIPTION	PRICE
114936-91	SPROCKET - 32 TOOTH, RC 40 SPLIT FOR 7/8 HEX	114.35
114565-91	SPROCKET - 35 TOOTH, RC 40 SPLIT FOR 7/8 HEX	72.97

PART NUMBER	DESCRIPTION	PRICE
LA-1341-HA	HUB SPROCKET ADAPTOR - 4 BOLT	189.67
106190-01	HUB SPROCKET ADAPTOR - 5 BOLT	182.71
A-1341-HA	HUB SPROCKET ADAPTOR - 6 BOLT	184.76
A-1342-BP	50 TOOTH ROLLER CHAIN SPROCKET (50)	96.88
A-1342-AP	60 TOOTH ROLLER CHAIN SPROCKET (50)	119.65
A-1502	80 TOOTH ROLLER CHAIN SPROCKET (50)	163.59
107599-01	CONE SPACER TO USE WITH HUB ADAPTOR	14.93

## SPROCKETS FOR PUMPS WITHOUT A CLUTCH

PART NUMBER	DESCRIPTION	PRICE
113611-01	11 TOOTH SPROCKET - RC 50, 1" BORE	52.67
114516-01	12 TOOTH SPROCKET - RC 40, 1" BORE	37.52
114677-01	14 TOOTH SPROCKET - RC 50, 1" BORE	44.16
113685-01	16 TOOTH SPROCKET - RC 50, 1" BORE	42.99
113905-01	18 TOOTH SPROCKET - RC 40, 1" BORE	44.30
106532-01	18 TOOTH SPROCKET - RC 50, 1" BORE	51.18
114517-01	23 TOOTH SPROCKET - RC 40, 1" BORE	101.91
112773	24 TOOTH SPROCKET - RC 50, 1" BORE	81.36
105482-01	32 TOOTH SPROCKET - RC 50, 1" BORE	111.41
112774	36 TOOTH SPROCKET - RC 50, 1" BORE	157.40
115156-01	18 TOOTH SPROCKET - RC 40, 7/8" HEX	63.45
115157-01	18 TOOTH SPROCKET - RC 50, 7/8" HEX	94.60
#40-10/BOX	#40 ROLLER CHAIN - 10 FT BOX	40.50
#50-10/BOX	GROUND DRIVE CHAIN - 10 FT BOX	53.10
A-401	IDLER SPOOL	29.15

## CHECK VALVES

PART NUMBER	DESCRIPTION	PRICE
NS-3035	CHECK VALVE - NYLON, IN-LINE - 3/8" HOSE X 3/8" HOSE - 8 PSI	31.19
113827	CHECK VALVE - STAINLESS BODY, NYLON BARBS, 1/2" HOSE - 8 PSI	44.94
113827-38	CHECK VALVE - STAINLESS BODY, NYLON BARBS, 3/8" HOSE - 8 PSI	52.23
CV-1101-B38	CHECK VALVE - GRAY PVC BODY, PVC HOSE BARBS, 3/8" HOSE - 1 PSI	16.09


## DIAPHRAGM PUMPS



AR70BP-SP




AR250BP-C/C



AR30-GR3/4-GCI



AR503-SP



AR50-SP



AR252-GR-GCI3/4



### LOW PRESSURE DIAPHRAGM PUMPS

MODEL NO.	MAX. GPM	MAX. PSI	MAX. RPM	DESCRIPTION	PRICE
AR70BP-SP	19.6	290	550	2 - DIAPHRAGM PUMP 1 1/4" HB INLET, 1" HB OUTLET SELECT SHAFT KIT FOR DESIRED DRIVE	1322.52
AR250BP-C/C	67.2	290	550	6 - DIAPHRAGM PUMP 2" HB INLET, 1 1/4" HB OUTLET 1 3/8" 6 SPLINED MALE SHAFT	4303.70


### MEDIUM PRESSURE DIAPHRAGM PUMPS

MODEL NO.	MAX. GPM	MAX. PSI	MAX. RPM	DESCRIPTION	PRICE
AR252-GR-GCI3/4	6.5	362	650	2 - DIAPHRAGM (SEMI-HYDRAULIC) PUMP - 3/4" HB INLET; 3/8" HB OUTLET. D252 - 3/4" HOLLOW SHAFT, GEAR REDUCED FOR 3 HP GAS ENGINE	1317.01
AR30-SP	9.6	580	550	2- DIAPHRAGM PUMP 1" HB INLET, 1/2" HB OUTLET SELECT SHAFT KIT OR GEAR REDUCTION	1267.42
AR30-GR3/4-GCI	9.6	580	550	2-DIAPHRAGM PUMP W/GEAR REDUCTION	1851.53
AR50-SP	14.8	580	550	2 - DIAPHRAGM PUMP 1 1/4" HB INLET, 1/2" NPT OUTLET SELECT SHAFT KIT OR GEAR REDUCTION	1724.79
AR503-SP	14.3	580	550	3 - DIAPHRAGM PUMP 1 1/4" HB INLET, 3/4" NPT OUTLET SELECT SHAFT KIT OR GEARBOX	1669.68


### GEAR REDUCTION KITS

MODEL NUMBER	DESCRIPTION	PRICE
 AR1636	FOR MODEL AR30,303,403,50, AND 503 PUMPS 6:1 GEAR BOX FOR STANDARD 5-6 HP GAS ENGINE WITH 3/4" SHAFT (SEE BLUE SECTION FOR REPAIR PARTS)	749.43
 AR1639	FOR MODELS AR50, AR503, AR813, AR1064 PUMPS 6:1 GEAR BOX FOR STANDARD 8-18 HP GAS ENGINE WITH 1" SHAFT (SEE BLUE SECTION FOR REPAIR PARTS)	823.93


### 1 3/8" 6 SPLINE FEMALE PTO SHAFT KITS

MODEL NUMBER	DESCRIPTION	PRICE
 AR43831	KIT: 1-3/8 FEMALE PTO (D30/50/303/403)	284.24

### 1 3/8" 6 SPLINE MALE PTO SHAFT KITS


MODEL NUMBER	DESCRIPTION	PRICE
 AR43393	FOR MODEL AR30, AND AR50	201.58
AR43843	FOR MODEL AR503	171.91

### 1" SOLID KEYED SHAFT KITS



MODEL NUMBER	DESCRIPTION	PRICE
 AR43389	FOR MODEL AR70, AR115 & AR135 PUMPS	274.13
AR43390	FOR MODEL AR503, AR303 AND AR403 PUMPS	171.91

\*KITS INCLUDE SOLID SHAFT ADAPTER, MOUNTING BRACKET, AND NECESSARY HARDWARE.







<u>PART NO</u>	<u>PTO ASSEMBLY</u>	<u>PRICE</u>
112286	SPLINE SHAFT 1 3/8-6 SPLINE EACH END	215.00



## CONTROL UNITS

MODEL NO.	MAX. GPM	MAX PSI	DESCRIPTION	PRICE
 GI40	21.1	580	CONTROL UNIT FOR MOUNTING ON MODEL AR30,50, 303, 403, AND 503 PUMPS. INCLUDES HIGH PRESSURE RELIEF VALVE AND TWO 1/2" HB OUTLETS WITH INDIVIDUAL SHUT-OFFS.	286.55
AR43836			REMOTE MOUNTING KIT FOR GI40 TO GS40 ARNA CONTROL UNIT.	72.79
 GI50	52.8	725	REMOTE CONTROL UNIT FOR MODELS AR813, AND AR1064 PUMPS. INCLUDES HIGH PRESSURE RELIEF VALVE AND THREE 1/2" HB OUTLETS WITH INDIVIDUAL SHUT-OFFS	456.49
AR43796			REMOTE MOUNTING KIT FOR GI50 CONTROL UNIT.	154.40

## UDOR FLOW AND PRESSURE CONTROLS

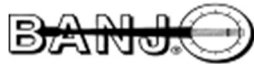
MODEL	MAX. GPM	MAX.P SI	DESCRIPTION	PRICE
 SB-3	32	300	REMOTE-MOUNTED CONTROL VALVE PROVIDES THREE SECTION SPRAY BOOM CONTROL WITH MASTER ON/OFF VALVE. FEATURES 3/4" HB INLET AND 1/2" HB OUTLET PORTS. OPTIONAL 3/4" HB OUTLET PORTS ARE ALSO AVAILABLE. ORDER PART NO. 1406.26. USE WITH RO-70, RO-110, AND RO-121 OR SIMILAR PUMPS. (SHIPPING WEIGHT 6 LBS)	719.10
 6004.06	32	600	REMOTE MOUNTED CONTROL WITH ADJUSTABLE PRESSURE REGULATOR & MASTER ON/OFF LEVER, 3/4" HB INLET, 1" HB BYPASS, TWO 1/2" BALL VALVE DISCHARGE PORTS & TWO 3/8" FEMALE ACCESSORY PORTS.	639.90
 6005.05	45	1000	HIGH VOLUME ADJUSTABLE BRASS PRESSURE REGULATOR WITH MASTER ON/OFF LEVER, 3/4" MALE BSP INLET PORT, 1/4" GAUGE PORT & 1" HB BYPASS PORT.	572.40
 6005.31-N	26	600	PRESSURE REGULATOR WITH MANUAL DUMP LEVER, 1/4" GAUGE PORT, 3/4" MALE NPT INLET PORT & 3/4" HB BYPASS PORT.	260.00
6005.31/LP-N	26	350	PRESSURE REGULATOR WITH MANUAL DUMP LEVER, 1/4" GAUGE PORT, 3/4" MALE NPT INLET PORT & 3/4" HB BYPASS PORT.	
 6010.24	20	560	PUMP OR REMOTE MOUNTED CONTROL WITH ADJUSTABLE PRESSURE REGULATOR WITH MANUAL DUMP LEVER. INCLUDES TWO 1/2" BALL VALVE DISCHARGE PORTS AND PRESSURE GAUGE. CONTROL IS STANDARD ON KAPPA-40/55.	297.00
 6047.06	26	560	PUMP OR REMOTE MOUNTED CONTROL WITH RIGHT ANGLE ENTRY FROM MAIN BODY TO ADJUSTABLE PRESSURE REGULATOR FOR SMOOTHER OPERATION AND LONGER LIFE. INCLUDES MANUAL DUMP LEVER, TWO 1/2" BALL VALVE DISCHARGE PORTS AND PRESSURE GAUGE. STANDARD ON KAPPA-75 & KAPPA 100	386.10

## UDOR DIAPHRAGM PUMPS




MODEL NO.	MAX. GPM	MAX. PSI	DESCRIPTION	HOSE PORT IN	BARB OUT	RELIEF BYPASS	PRICE
IOTA-20/GR	5.0	275	PUMP WITH A GEAR REDUCTION FOR 3-5 HP GASOLINE ENGINES WITH 3/4" SHAFTS. WT. 17 LBS	3/4"	3/8"	5/8"	1252.80
ZETA-170/C	45	300	FOUR DIAPHRAGM PUMP WITH PULSATION DAMPENER, MOUNTING RAILS AND A 1-3/8", SIX SPLINE MALE PTO SHAFT. WT. 56 LBS.	1 1/2"	1"		3088.70
ZETA-120/GR	31	290	THREE DIAPHRAGM PUMP WITH GEAR REDUCTION FOR USE ON 8-11 HP GASOLINE ENGINES WITH 1" SHAFTS WT. 63 LBS.	1 1/2"	3/4"		2843.10
ZETA-40P/GR	10.5	300	THREE DIAPHRAGM POLY PUMP WITH CONTROL UNIT WITH ADJUSTABLE PRESSURE REGULATOR, MANUAL DUMP LEVER, DUAL BALL VALVE OUTLETS AND PRESSURE GAUGE. FITTED WITH GEAR BOX FOR 4-6.5 HP GASOLINE ENGINES WITH 3/4" SHAFTS. WT. 46 LBS.	1 1/4"	(2) 1/2"	3/4"	3119.40
KAPPA-25/GR	7.0	350	TWO DIAPHRAGM PUMP WITH PULSATION DAMPENER AND CONTROL UNIT WITH ADJUSTABLE PRESSURE REGULATOR, MANUAL DUMP LEVER, DUAL BALL VALVE OUTLETS AND PRESSURE GAUGE. EQUIPPED WITH A GEARBOX FOR 3-5.5 HP GASOLINE ENGINES WITH 3/4" SHAFTS. WT. 28 LBS.	1"	(2) 1/2"	3/4"	1412.40
DELTA-40/GR	10.5	560	PUMP WITH GEAR REDUCTION FOR 4-6.5 HP GASOLINE ENGINES WITH 3/4" SHAFTS. WT. 39 LBS	1"	(2) 1/2"	3/4"	2069.40
KAPPA-43/GR	10.5	560	THREE DIAPHRAGM PUMP WITH CONTROL UNIT WITH ADJUSTABLE PRESSURE REGULATOR, MANUAL DUMP LEVER, DUAL BALL VALVE OUTLETS AND PRESSURE GAUGE. FITTED WITH GEARBOX FOR 4-6.5 HP GASOLINE ENGINES WITH 3/4" SHAFTS. WT. 39 LBS.	1"	(2) 1/2"	3/4"	2069.40
KAPPA-55/GR-8	15	560	PUMP WITH GEAR REDUCTION FOR 8-9 HP GASOLINE ENGINES WITH 1" SHAFTS. WT. 49 LBS	1 1/4"	(2) 1/2"	3/4"	2689.50
KAPPA-55/WOC	15	560	THREE DIAPHRAGM PUMP WITH UNIVERSAL DRIVE FACE, PULATION DAMPENER. REQUIRES SHAFT KIT AND CONTROL. USED ON VEGETABLE SPRAYER. WT. 37 LBS.	1 1/4"	(2) 1/2"	3/4"	1596.70
DELTA-75/WOC	20	560	PUMP WITH GEAR REDUCTION FOR 9-13 HP GASOLINE ENGINES WITH 1" SHAFTS. WT 58 LBS.	1 1/4"	(2) 1/2"	3/4"	2044.80
DELTA-100/C	26	560	FOUR DIAPHRAGM PUMP WITH PULSATION DAMPENER AND CONTROL UNIT WITH ADJUSTABLE PRESSURE REGULATOR, MANUAL DUMP LEVER, DUAL BALL VALVE OUTLETS. WT. 52 LBS.	1 1/2"	(2) 1/2"	3/4"	2689.50
DELTA-170/TS2C	40	700	FOUR DIAPHRAGM PUMP WITH PULSATION DAMPENER AND CONTROL UNIT WITH ADJUSTABLE PRESSURE REGULATOR, MANUAL DUMP LEVER AND PRESSURE GAUGE. HAS DUAL 1 3/8", 6-SPLINE MALE PTO SHAFT. WT. 105 LBS	1 1/2"	(1) 3/4" MALE NPT (1) 3/4" FEMALE NPT	1"	4882.50
OMEGA-140/CC	39	700	THREE DIAPHRAGM PUMP WITH PULSATION DAMPENER & CONTROL UNIT WITH ADJUSTABLE PRESSURE REGULATOR, MANUAL DUMP LEVER, DUAL BALL VALVE OUTLETS & PRESSURE GAUGE. WT. 100 LBS.	1 1/2"	(2) 1/2" (2) 3/4" FEMALE NPT	1"	4322.90
OMEGA-170/CC	39	700	FOUR DIAPHRAGM PUMP WITH PULSATION DAMPENER & CONTROL UNIT WITH ADJUSTABLE PRESSURE REGULATOR, MANUAL DUMP LEVER, DUAL BALL VALVE OUTLETS & PRESSURE GAUGE. HAS DUAL 1 3/8" 6-SPLINE MALE PTO SHAFT	1 1/2"	(2) 1/2" (2) 3/4" FEMALE NPT	1"	5016.60





## CENTRIFUGAL TRANSFER PUMPS



### GAS ENGINE POLYPROPYLENE PUMPS

200P6PRO 2" x 2" PUMP WITH 6.5 H.P. BRIGGS PRO SERIES ENGINE	\$731.95
200PH-5 2" X2" PUMP WITH 5.5 H.P. HONDA GAS ENGINE MAXIMUM LIFT – 15 FT.	\$1115.37

### POLYPROPYLENE PUMPS ONLY

205PO 2" x 2" PUMP ONLY UNASSEMBLED (5 VANE IMPELLER)	\$467.52
---	----------



### GAS ENGINE DRIVEN CAST IRON PUMPS

150PI-3 1 1/2" x 1 1/2" PUMP WITH 3.5 H.P. BRIGGS & STRATTON ENGINE	\$1550.31
200PI6PRO 2" x 2" PUMP WITH 6.5 H.P. BRIGGS PRO SERIES	\$1335.51
200PIH-5 2" X 2" PUMP WITH 5.5 H.P. HONDA ENGINE	\$1489.30

### CAST IRON PUMPS ONLY

200POI 2" x 2" PUMP ONLY	\$630.00
300POI 3" x 3" PUMP ONLY	\$2022.45



### BEARING PEDESTAL MOUNTED CAST IRON PUMPS

200PBI 2" PUMP/BEARING PEDESTAL 3/4" SHAFT	\$1247.23
300PBI 3" PUMP BEARING PEDESTAL 1" SHAFT USE FLEXIBLE COUPLINGS TO EASILY ADAPT THIS PUMP TO GAS ENGINE OR ELECTRIC MOTOR	\$2356.61

## CENTRIFUGAL PRESSURE PUMPS

### ACE PUMPS



GE-85-HONDA

GE-85-HONDA - GE-85 PUMP MOUNTED ON 4 HP HONDA. MAXIMUM PRESSURE: 57 PSI, MAXIMUM FLOW: 22.5 GPM. WT. 31 LBS.	\$2017.00
--	-----------

GE-85-LE - POLYPROPYLENE CENTRIFUGAL PUMP LESS ENGINE. MOUNTS DIRECTLY ON 3/4" KEYED ENGINE SHAFT. MAXIMUM PRESSURE: 57 PSI, MAXIMUM FLOW: 22.5 GPM. WT. 5 LBS.	\$366.00
---	----------



GE-660

GE-660-LE - CAST IRON CENTRIFUGAL PUMP LESS ENGINE. MOUNTS DIRECTLY ON 3/4 KEYED ENGINE SHAFT. GPM: 110, PSI: 120, WT 20 LBS.	\$752.00
--	----------

GE-660-BRIGGS - GE-660 PUMP MOUNTED ON 5.5 HP BRIGGS & STRATTON. WT. 60 LBS. 1 1/2 SUCTION X 1 1/4 DISCHARGE, 110 GPM, 120 PSI	\$2260.00
---	-----------

GE-660-HONDA - GE-660 PUMP MOUNTED ON 5.5 HP HONDA. WT. 60 LBS. 1 1/2 SUCTION X 1 1/4 DISCHARGE, 110 GPM, 120 PSI	\$2547.00
--	-----------



### HYPRO PUMPS

1536 - 1 1/2" X 1 1/4" CENTRIFUGAL PUMP WITH BRIGGS AND STRATON 5 HP GAS ENGINE WITH MOUNTING BASE. GPM: 110, MAXIMUM PSI: 75. WT. 53 LBS.	\$2017.07
---	-----------

1537 1 1/2 X 1 1/4 CENTRIFUGAL PUMP WITH 5.5 HP HONDA GAS ENGINE WITH MOUNTING BASE. GPM: 110, MAXIMUM PSI: 80, WT 53 LBS.	\$3080.47
---	-----------

## ACCESSORIES

### REPLACEMENT ENGINES

**PLEASE CALL FOR CURENT PRICING AND AVAILABILITY ON THES HONDA ENGINES**

HP	MODEL	DESCRIPTION - HONDA	CRANKSHAFT	PRICE
4	GX120UT2QX2	MANUAL START - OIL ALERT	3/4"	
5.5	GX160UT2QX2	MANUAL START - OIL ALERT	3/4"	
5.5	GX160UT2QXE2	ELECTRIC START - OIL ALERT	3/4"	
6.5	GX200UT2QX2	MANUAL START - OIL ALERT	3/4"	
6.5	GX200UT2QXE2	ELECTRIC START - OIL ALERT	3/4"	
9	GX270UT2QA2	MANUAL START - OIL ALERT	1"	
9	GX270UT2QAE2	ELECTRIC START - OIL ALERT	1"	
11	GX340UT2QA2	MANUAL START - OIL ALERT	1"	
11	GX340UT2QAE2	ELECTRIC START	1"	
13	GX390UT2QAE2	ELECTRIC START	1"	

### FLEXIBLE COUPLINGS

ONE COMPLETE COUPLING IS MADE UP FROM TWO HALVES AND ONE INSERT

PART #	INSERT	PRICE	PART#	COUPLING	BORE	PRICE
234-0300	#3	15.26	233-0308	#3	1/2"	44.89
234-0400	#4	19.85	233-0310	#3	5/8"	44.89
			233-0312	#3	3/4"	44.89

### HORSEPOWER RATINGS

INSERT#	870 RPM	1150 RPM	1750 RPM	3500 RPM
3	3.70	4.89	7.45	14.9
4	9.64	12.75	19.4	

UNIFORM SERVICE FACTOR = 1.0



PART#	DESCRIPTION	PRICE
200SBS	2" SUCTION BASKET	\$30.75



PART#	DESCRIPTION	PRICE
RS-112	1 1/2" STRAINER	22.68
RS-200	2" STRAINER	29.60



### STEEL COMBINATION NIPPLES-PLATED

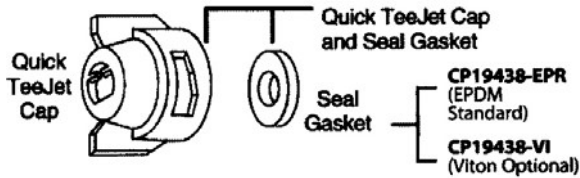
PART#	SIZE	PRICE
CNSP-012	1/2"	4.65
CNSP-034	3/4"	2.89
CNSP-100	1"	4.58
CNSP-114	1 1/4"	4.89
CNSP-112	1 1/2"	6.37
CNSP-200	2"	8.40

### FIRE NOZZLES

PART#	SIZE	THREAD	PRICE
FNB75GHT	3/4"	GHT	54.93
FNB100S	1"	NPS	57.75
FNB150S	1 1/2"	NPS	94.77



# QUICK TEEJET CAPS FOR PRESSURES UP TO 300 PSI






















COLORS OF QUICK TEEJET CAPS	COLOR CODE	COLORS OF QUICK TEEJET CAPS	COLOR CODE
BLACK	1	GREEN	5
WHITE	2	YELLOW	6
RED	3	BROWN	7
BLUE	4	ORANGE	8
		PURPLE	10







\*BE SURE TO SPECIFY COLOR CODE.  
PURPLE (10) ONLY AVAILABLE IN CP25611 AND CP25597 NYLON CAPS

## PART NUMBERS FOR USE WITH SPRAY TIPS - 300 PSI MAXIMUM PRESSURE


	CAP ONLY	GASKET ONLY	
	CP114440-*-CE \$1.08	CP19438-EPR \$0.76 OR CP19438-VI \$3.06	<b>TeeJet® Flat Spray Tips (Smaller Capacities)</b> Standard -0067 to -08 XR -01 to -08 Turbo TwinJet* AIXR TeeJet* DG TeeJet* Turbo TeeJet* OC TeeJet*
	CP25609-*-NY \$1.25	CP19438-EPR \$0.76 OR CP19438-VI \$3.06	<b>TeeJet® Flat Spray Tips (Larger Capacities)</b> Standard -10 to -20 XR -10 to -15
Fits Hardi	CP58350-*-CE \$1.11	CP19438-EPR \$0.76 OR CP19438-VI \$3.06	TK FloodJet* TX ConeJet* -0067 to -08 Standard
	CP114442-*-CE \$1.25	CP19438-EPR \$0.76 OR CP19438-VI \$3.06	TJ TwinJet* AI Turbo TwinJet* DG TwinJet* SJ-3 StreamJet* AI TeeJet* & AIUB TeeJet* Turbo TeeJet* Induction
	CP25599-*-NY \$1.25	CP19438-EPR \$0.76 OR CP19438-VI \$3.06	Turbo FloodJet* TK-VP FloodJet* TK-VS FloodJet* Locating Nib
	CP114444-*-CE \$1.25	CP19438-EPR \$0.76 OR CP19438-VI \$3.06	TG Full Cone Hose Shank AITXA TK FloodJet* FL FullJet* TX ConeJet*
	CP114444-*-CE \$1.25	CP18999-EPR \$1.60 OR CP18999-VI \$9.67	Disc Core CP18999-EPR <b>Disc-Core Sprays</b> (insert Core into Seal)
	CP26277-1-NY \$1.25	CP18999-EPR \$1.60 OR CP18999-VI \$9.67	Disc Core <b>Ceramic Disc-Core</b>
<b>CAP &amp; GASKET SETS</b>			
	\$3.41 \$3.41	QJ4676-1/8-NYR QJ4676-1/4-NYR	QUICK TEEJET ADAPTER CAP WITH EPDM GASKET - 1/8" QUICK TEEJET ADAPTER CAP WITH EPDM GASKET - 1/4"
	\$6.47 \$6.47	QJ4676-90-1/4-NYR QJ4676-45-1/4-NYR	QUICK TEEJET ADAPTER CAP 1/4TTJ WITH EPDM SEAT GASKET- 90 DEGREE QUICK TEEJET ADAPTER CAP 1/4TTJ WITH EPDM SEAT GASKET - 45 DEGREE
QJ90-2 QJ90-1	\$6.47 \$6.47	QJ90-1-NYR QJ90-2-NYR	90 DEGREE QUICK TEEJET ADAPTER WITH EPDM GASKET QUICK TEEJET DUO NOZZLE ADAPTER WITH EPDM GASKET
	\$3.26	114447-1-CELR	QUICK TEEJET SHUT OFF CAP WITH GASKET PROVIDES SHUTOFF AT NOZZLE FOR QUICK SPACING CHANGE OR CHANGE IN SPRAY SWATH.

## TEEJET SPRAY TIPS


	TYPE	SIZE	BODY MATERIAL	EXAMPLE TIP NO.	PRICE
	<b>XR EXTENDED RANGE</b> (TAPERED FLAT SPRAY) VISIFLO COLOR CODED	-01 THRU 15	STAINLESS STEEL HARD. STAINLESS/CELCON POLYMER (110 only)	XR8010SS XR8001VS XR11002-VP	11.94 10.06 4.55
	<b>XRC</b> EXTENDED RANGE (TAPERED FLAT SPRAY) VISIFLO COLOR CODED	ALL SIZES	STAINLESS STEEL	XRC11004-VS	11.55
	<b>DG</b> DRIFT GUARD (TAPERED FLAT SPRAY) VISIFLO COLOR-CODED	-01 THRU -05	STAINLESS STEEL/CELCON	DG8002VS	13.93
	<b>TT</b> TURBO (TAPERED FLAT FAN SPRAY) VISIFLO COLOR CODED	ALL SIZES	POLYMER (110 DEGREE ONLY)	TT11001-VP	9.49
	<b>TTI</b> -TURBO INJECTION 110 DEGREE WIDE ANGLE, AIR INDUCTION	ALL SIZES	POLYMER	TTI11002-VP	16.23
	<b>TTJ60</b> -TURBO TWINJET 110 DEGREE DUAL OUTLET	-02 THRU 06	POLYMER	TTJ60-11002VP	11.37
	<b>TP</b> (TAPERED FLAT SPRAY) VISIFLO COLOR CODED	-01 AND LARGER -01 AND LARGER -01 AND LARGER -015 AND LARGER	BRASS STAINLESS STEEL STAINLESS STEEL/CELCON POLYMER	TP8001 TP11001-SS TP11001VS TP8002VP	6.06 15.49 9.01 1.33
	<b>TP-E</b> (EVEN FLAT SPRAY) VISIFLO COLOR-CODED	-01 AND LARGER -01 AND LARGER	BRASS STAINLESS STEEL STAINLESS STEEL/CELCON	TP8001E TP8001E-SS TP8001EVS	6.16 15.77 9.01
	<b>TJ60</b> (TWIN TAPERED FLAT SPRAY) VISIFLO COLOR-CODED	ALL SIZES	STAINLESS STEEL/CELCON	TJ60-8003VS	17.51
	<b>TJ60-E</b> (TWIN EVEN FLAT SPRAY) VISIFLO COLOR-CODED	ALL SIZES	STAINLESS STEEL/CELCON	TJ60-8003EVS	24.39
	<b>QJ90</b> - TURBO DUO TWO TURBO TEEJET FLAT FAN TIPS USING A QJ90-2-NYR	ALL SIZES	POLYMER	QJ90-2XTT11002-VP	28.16
	<b>OC</b> (OFF-CENTER - FLAT SPRAY)	-01 THRU -08, -12, -16	BRASS STAINLESS STEEL	OC-02 OC-SS02	16.07 23.74
	<b>TF-VS</b> TURBO FLOODJET (WIDE ANGLE FLAT SPRAY) VISIFLO COLOR CODED	ALL SIZES	STAINLESS STEEL/CELCON POLYMER	TF-VS4 TF-VP4	19.02 4.35
	<b>TK FLOODJET</b> (WIDE ANGLE FLAT SPRAY) VISIFLO COLOR-CODED	ALL SIZES	BRASS STAINLESS STEEL STAINLESS STEEL/CELCON	TK-3 TK-SS3 TK-VS3	9.90 18.02 17.15
	<b>TG</b> FULLJET (FULL CONE SPRAY)	1 AND LARGER	BRASS STAINLESS STEEL	TG-1 TG-SS1	13.09 28.85
	<b>TX</b> CONEJET (HOLLOW CONE SPRAY) VISIFLO COLORED CODED	ALL SIZES	BRASS STAINLESS STEEL STAINLESS STEEL CERAMIC	TX-1 TX-SS1 TX-VS4 TX-VK4	8.50 53.18 9.50 8.60
	<b>AIXR</b> - AIR INDUCTION XR FLAT (100 DEGREE WIDE, TAPERED FLAT SPRAY) VISIFLO COLOR-CODED	-015 THRU -06	UHMWPE POLYMER	AIXR11004VP	10.48
	<b>AJ</b> TURBO TWINJET TWIN TAPERED FLAT FAN VISIFLO COLOR-CODED	ALL SIZES	POLYMER	AITTJ60-11004VP	11.80
	<b>DG</b> TWINJET DRIFT GUARD TWINJET (TWIN TAPERED FLAT FAN SPRAY) VISIFLO COLOR-CODED	ALL SIZES	STAINLESS STEEL/ ACETAL	DGTJ60-11004VS	21.34

	TYPE	SIZE	BODY MATERIAL	EXAMPLE TIP NO.	PRICE
	<b>TURBO TUREJET</b> SPRAY TIPS (WIDE ANGLE FLAT SPRAY) VISIFLO COLOR CODED	-02 THRU -15	STAINLESS STEEL/CELCON	1/4TTJO5-VS	24.63
	<b>AIC TEEJET AIR</b> INDUCTION (TAPERED FLAT SPRAY) VISIFLO COLOR-CODED	05 THRU 10	CELCON WITH STAINLESS STEEL INSERT	AIC11004-VS	20.85
	<b>AI TEEJET SPRAY TIPS</b> (TAPERED FLAT SPRAY) VISIFLO COLOR-CODED	ALL SIZES	STAINLESS STEEL/CELCON 110 DEGREE ONLY	AI110015-VS	19.23
	ORIFICE DISCS	ALL SIZES	HARD. STAINLESS STEEL STAINLESS STEEL CERAMIC	D2 DE2 DCER-2	2.17 1.97 5.95
	CORES	ALL SIZES	NYLON BRASS HARD. STAINLESS STEEL CERAMIC	DC23-NY DC23 DC23-HSS DC25-CER	1.97 3.76 8.96 9.03
	ORIFICE PLATES	ALL SIZES	STAINLESS STEEL	CP4916-49	4.55

### HYPRO BOOMLESS NOZZLES

	<b>XT</b> BOOMLESS FLAT_FAN NOZZLE	10,20,24,43, 80	STAINLESS STEEL	XT020 XT043 & XT080	141.68 166.20
---	---------------------------------------	--------------------	-----------------	---------------------------	------------------

### TEEJET BOOMLESS TIP

	<b>XP</b> BOOMJET NOZZLE (BOOMLESS FLAT SPRAY) VISIFLO COLOR-CODED	1/4" 10, 20, 25 1/2" 40 OR 80	ACETAL ACETAL	1/4XP25R-VP 1/2XP40L-VP	72.35 86.17
--	--	----------------------------------	------------------	----------------------------	----------------


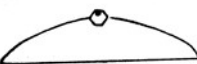
### BOOMINATOR BOOMLESS SPRAY NOZZLES

**BENEFITS** - HEAVY DROPLET SIZE FOR MINIMAL DRIFT, SUPERIOR WEAR AND EVEN SPRAY DISTRIBUTION OVER WIDE PATTERN, CAN EASILY SPRAY AROUND OBSTACLES, ELIMINATE COST OF SPRAY BOOMS, WIDE NOZZLE SELECTION FOR DIFFERENT SPRAY VOLUMES AND SPRAY WIDTHS.

**APPLICATIONS** - FENCE LINES AND RIGHTS OF WAY, DEICING, PASTURES, LAWN, TURF, NURSERY, DITCHBANKS, AQUATIC CONTROL, INSECT CONTROL, DISINFECTING AND DISEASE CONTROL IN LIVESTOCK AND POULTRY BARNs, EXTEND BOOM COVERAGE.

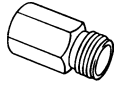
**PATTERN SELECTION** - SELECT LEFT OF RIGHT NOZZLE WITH REGULAR PATTERN FOR ONE SIDE APPLICATION. USE BOTH FOR WIDE FULL PATTERN. FULL PATTERN NOZZLES SPRAY BOTH SIDES.

MANY ADDITIONAL SIZES AND PATTERNS AVAILABLE.

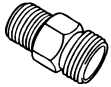
REGULAR PATTERN	MODEL	GPM @ 30 PSI	GPA @ 5 MPH	MATERIAL	PATTERN	PRICE
	1160L, R	1.2 GPM	7.5 GPA	STAINLESS	16 FT	105.40
	1250L, R	1.7 GPM	11 GPA	STAINLESS	16 FT	105.40
	1400L, R	2.0 GPM	12 GPA	STAINLESS	17 FT	114.98
	1870L, R	3.5 GPM	19 GPA	STAINLESS	18 FT	124.56
FULL PATTERN	MODEL	GPM @ 30 PSI	GPA @ 5 MPH	MATERIAL	PATTERN	PRICE
	1200PS	1.7 GPM	11 GPA	PLASTIC	16 FT	23.83
	1250FS	1.7 GPM	11 GPA	STAINLESS	16 FT	129.35
	1400FS	2.0 GPM	12 GPA	STAINLESS	16 FT	138.93
	1400FM	2.0 GPM	9 GPA	STAINLESS	22 FT	138.93

# SPRAYER ACCESSORIES

## NOZZLES BODIES



	<b>FPT</b>		
CP1335	1/8" BRASS	\$3.28	
CP1335-AL	1/8" ALUM.	\$3.16	
CP1321	1/4" BRASS	\$3.28	
CP1321-AL	1/4" ALUM.	\$3.16	
CP1321-SS	1/4" STAINLESS	\$21.56	
CP12094-NYB	1/4" NYLON	\$2.28	



	<b>MPT</b>		
CP1322	1/4" BRASS	\$3.28	
CP1322-AL	1/4" ALUM.	\$3.16	
CP1322-SS	1/4" STAINLESS	\$21.56	
CP8028-NYB	1/4" NYLON	\$2.34	

## BALL CHECK NOZZLE BODY



1116-BCN	NYLON	\$5.10	
----------	-------	--------	--

## HOSE BARBS

4251-250	1/4" BRASS	\$4.66	
4251-375	3/8" BRASS	\$4.66	
8400-406-NYB	3/8" NYLON	\$1.54	
4251-500	1/2" BRASS	\$4.66	
8400-500-NYB	1/2" NYLON	\$1.54	



## NOZZLE CAPS

CP1325	BRASS	\$2.00	
CP1325-AL	ALUM.	\$1.92	
CP1325-SS	STAINLESS	\$11.76	
CP8027-NYB	NYLON	\$1.35	
CP8027-1-NYB	NYLON	\$1.72	



## WINGED CAP

CP18032A-NYB	NYLON	\$1.86	
--------------	-------	--------	--



## ADAPTERS CAP

4676-1/8	1/8" BRASS	\$4.08	
4676-NYB-1/8	1/8" NYLON	\$3.36	
4676-SS-1/8	1/8" STAINLESS	\$13.76	
4676-1/4	1/4" BRASS	\$4.08	
4676-NYB-1/4	1/4" NYLON	\$3.36	
4676-SS-1/4	1/4" STAINLESS	\$13.76	



## CHECK VALVES

11750-5	BRASS	\$9.54	
11750-AL-5	ALUM.	\$10.28	
11750-PP-5	POLYPROPYLENE	\$8.12	
11750-SS-5	STAINLESS	\$30.43	



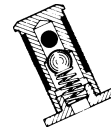
## STRAINERS MESH

5053-50-SS	BRASS	50	\$4.13
5053-100-SS	BRASS	100	\$4.13
8079-NY-50	NYLON-RED	50	\$1.37
8079-NY-100	NYLON-GREEN	100	\$1.37
8079-PP-50	POLY-BLUE	50	\$1.76
8079-PP-100	POLY-GREEN	100	\$1.76
6051-SS-50	STAINLESS	50	\$16.22
6051-SS-100	STAINLESS	100	\$16.22



## BALL CHECK STRAINERS MESH

4193A-5-50SS	BRASS	50	\$7.23
4193A-5-100SS	BRASS	100	\$7.23
4193A-AL-5-50SS	ALUM.	50	\$7.00
4193A-AL-5-100SS	ALUM.	100	\$7.00
4193A-PP-5-50SS	POLY-RED	50	\$5.75
4193A-PP-5-100SS	POLY-GREEN	100	\$5.75
4193A-SS-5-50SS	STAINLESS	50	\$28.40
4193A-SS-5-100SS	STAINLESS	100	\$28.40



## STRAINER REPLACEMENT SCREENS

CP2930-50-SS	50 MESH	\$1.41
CP2930-100-SS	100 MESH	\$1.41



## SLOTTED STRAINERS

4514-10	50 MESH BRASS	\$1.97
4514-20	25 MESH BRASS	\$1.97
4514-32	16 MESH BRASS	\$1.97
4514-NY-10	50 MESH NYLON-RED	\$1.86
4514-NY-20	MESH NYLON-YELLOW	\$1.86
4514-NY-32	16 MESH NYLON-GRAY	\$1.86



## ADAPTERS

CP4928	BRASS	\$27.97
CP4928-SS	STAINLESS	\$50.82




## NOZZLE BLANKS

CP3942	BRASS	\$0.68
CP3942-AL	ALUM.	\$0.68
CP3942-SS	STAINLESS	\$1.01



## MANIFOLD



**MANIFOLD:** THIS MANIFOLD IS NYLON WITH A 3/4" NPTF INLET, EIGHT 1/2" NPTF OUTLETS AND A 1/4" NPTF GAUGE OUTLET. MAY BE USED ON SPRAY KITS AND SOME BOOM SPRAYING SYSTEMS.

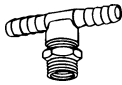
**INLET(NPTF):** 3/4" **OUTLET(NPTF):** 1/2"

**PRESSURE:** 0-100 PSIG; **MAX. RECOMMENDED TEMPERATURE:** 120 DEGREES F 50 DEGREES C


**TM075/050** 8-WAY MANIFOLD **\$55.73**

# SPRAYER ACCESSORIES


## BOOM TEE

	6472B-400TD	3/8" BRASS	\$18.23
	8120-NYB-406TD	3/8" NYLON	\$4.55
	900.053	1/2" BRASS	\$9.84
	9192B-531TD	1/2" BRASS	\$18.23
	8120-NYB-540TD	1/2" NYLON	\$4.55
	5858-TT	5/8" NYLON	\$2.17
	3434-TT	3/4" NYLON	\$2.06
	12202-CE-785TD	3/4" CELCON	\$19.56
	12202-CE-1062TD	1" CELCON	\$19.56

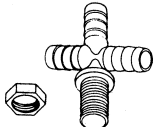
## BOOM EL

	6471B-400TD	3/8" BRASS	\$18.23
	8121-NYB-406TD	3/8" NYLON	\$4.55
	900.052	1/2" BRASS	\$10.40
	9191B-531TD	1/2" BRASS	\$18.23
	8121-NYB-540TD	1/2" NYLON	\$4.55
	58-TL	5/8" NYLON	\$1.82
	34-TL	3/4" NYLON	\$1.81
	12201-CE-785TD	3/4" CELCON	\$19.56
	12201-CE-1062TD	1" CELCON	\$19.56

## BOOM STRAIGHT FITTING

	3812D	11/16 X 1/2"	\$1.14
	38D	11/16 X 3/8"	\$1.11


## NOZZLE FITTING: CROSS-BARBS BY MALE W/NUT

	T38C	11/16MPS X 3/8"	\$1.35
	T12C	11/16MPS X 1/2"	\$1.60
	T34C	11/16MPS X 3/4"	\$1.68

## SQUARE BOOM CLAMPS

	AA111SQ-1	1" CLAMP	\$7.56
	AA111SQ-1-1/4	1 1/4" CLAMP	\$11.36
	AA111SQ-1-1/2	1 1/2" CLAMP	\$13.52

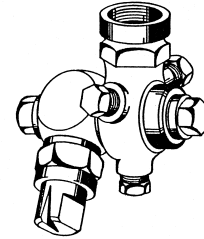
## ROUND BOOM CLAMPS

	AA111-1/2	1/2" CLAMP	\$6.58
	AA111-3/4	3/4" CLAMP	\$6.58
	AA111-1	1" CLAMP	\$6.58
	AA111-1-1/4	1 1/4" CLAMP	\$11.00

## EYELET NOZZLE LESS PARTS

	7421-1/2T	1/2" BRASS	\$10.31
	7421-3/4T	3/4" BRASS	\$10.31
	7421-1T	1" BRASS	\$10.31
	7421-1/2T-NYB	1/2" NYLON	\$5.65
	7421-3/4T-NYB	3/4" NYLON	\$5.65
	7421-1T-NYB	1" NYLON	\$5.65

## SINGLE SWIVEL SPRAY NOZZLE



LARGE CAPACITY SINGLE SWIVEL SPRAY NOZZLE WITH OFF-CENTER FLAT SPRAY TIP. 3/4" NPT FEMALE INLET CONNECTION. BRASS COMPONENTS. **4629-3/4-TOC10**



**\$246.81**

BOOMLESS NOZZLE WITH EXTRA-WIDE FLAT SPRAY TWO OFF CENTER TIPS AND 3 VEEJET NOZZLES **5880-3/4-2TOC10**

**\$373.85**

## SWIVEL NOZZLE BODIES

SINGLE SWIVEL-FEMALE



DOUBLE SWIVEL-FEMALE

900.049	1/4" SINGLE BRASS - MALE	\$21.48
5540-1/4TT	1/4" SINGLE BRASS - MALE	\$28.32
5000-1/8T	1/8" SINGLE BRASS - FEMALE	\$25.62
900.003	1/4" SINGLE BRASS - FEMALE	\$15.25
5000-1/4T	1/4" SINGLE BRASS - FEMALE	\$25.62
8600-1/4T-NYB	1/4" SINGLE NYLON-FEMALE	\$12.30
4202-2-1/4T	1/4" DOUBLE BRASS-FEMALE	\$34.73
8600-2-1/4T-NYB	1/4" DOUBLE NYLON-FEMALE	\$14.84

## DIAPHRAGM CHECK VALVES

### TYPE 8360

1/4" NPT MALE INLET, FLOW RATES UP TO 2 GPM., LENGTH 2". WEIGHT 1 OZ.

**8360-NYB**

**\$23.81**

### TYPE 8355

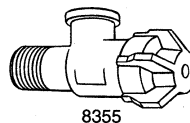
OPENS AT 7 PSI, CHOICE OF 1/8" OR 1/4" NPT FEMALE INLET FLOW RATES UP TO 2 1/2 GPM, LENGTH 2 7/8". WEIGHT 1 1/2 OZ.

**8355-1/8-NYB**

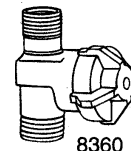
**\$14.98**

**8355-1/4-NYB**

**\$14.98**



8355



8360

# QUICK TEEJET NOZZLE BODIES

## FOR DRY BOOMS

### QJ100 SERIES HOSE SHANK NOZZLE BODIES (LESS CLAMPS)



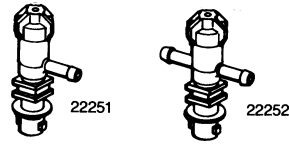
PART NO.	TO FIT HOSE I.D.	PRICE
<b>SINGLE</b>		
18635-111-406-NYB	3/8"	5.83
18638-111-540-NYB	1/2"	5.83
18719-111-785-NYB	3/4"	5.83

<b>DOUBLE</b>		
18636-112-406-NYB	3/8"	5.83
18639-112-540-NYB	1/2"	5.83
18720-112-785-NYB	3/4"	5.83

<b>TRIPLE</b>		
18637-113-406-NYB	3/8"	5.83
18640-113-540-NYB	1/2"	5.83
18721-113-785-NYB	3/4"	5.83

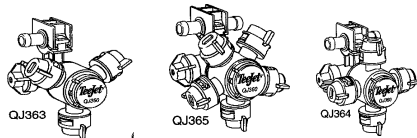
### QJ300 SERIES HOSE SHANK DIAPHRAGM CHECK VALVES

HI-PRESSURE QUICK TEEJET (UP TO 300 PSI) (LESS CLAMPS) (OPENS AT 10 PSI)



PART NO.	TO FIT HOSE I.D.	PRICE
<b>SINGLE</b>		
22251-311-375-NYB	3/8"	11.89
22251-311-500-NYB	1/2"	11.89
22251-311-750-NYB	3/4"	11.89
<b>DOUBLE</b>		
22252-312-375-NYB	3/8"	11.89
22252-312-500-NYB	1/2"	11.89
22252-312-750-NYB	3/4"	11.89

### QJ360 NOZZLE BODY SERIES (OPENS AT 10 PSI)



PART NO.	PART NO.	# OF SPRAY OUTLETS	TO FIT HOSE I.D.	PRICE
<b>SINGLE</b>				
QJ363C-500-1-NYB	QJ363C-500-2-NYB	3	1/2"	28.06
QJ363C-750-1-NYB	QJ363C-750-2-NYB	3	3/4"	28.06
QJ363C-1000-1-NYB	QJ363C-1000-2-NYB	3	1"	28.06
<b>DOUBLE</b>				
QJ364C-500-1-NYB	QJ364C-500-2-NYB	4	1/2"	28.06
QJ364C-750-1-NYB	QJ364C-750-2-NYB	4	3/4"	28.06
QJ364C-1000-1-NYB	QJ364C-1000-2-NYB	4	1"	28.06
<b>TRIPLE</b>				
QJ365C-500-1-NYB	QJ365C-500-2-NYB	5	1/2"	28.06
QJ365C-750-1-NYB	QJ365C-750-2-NYB	5	3/4"	28.06
QJ365C-1000-1-NYB	QJ365C-1000-2-NYB	5	1"	28.06
<b>NO BARB</b>				
QJ363C- -NYB	SPECIFY PIPE SIZE	3	1/2, 3/4, 1	22.47
QJ364C- -NYB	SPECIFY PIPE SIZE	4	1/2, 3/4, 1	22.47
QJ365C- -NYB	SPECIFY PIPE SIZE	5	1/2, 3/4, 1	22.47

### REPLACEMENTS BARBS - SEE BLUE SECTION PAGE FOR PARTS

PART#	DESCRIPTION	PRICE
CP38936-NYB	1/2" SINGLE HOSE BARB	3.45
CP38938-NYB	3/4" SINGLE HOSE BARB	3.45
CP38940-NYB	1" SINGLE HOSE BARB	3.45
CP38937-NYB	1/2" DOUBLE HOSE BARB	4.08
CP38939-NYB	3/4" DOUBLE HOSE BARB	4.08
CP38941-NYB	1" DOUBLE HOSE BARB	4.08

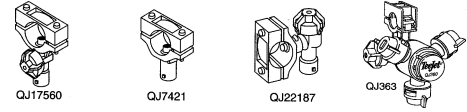
## VARI-SPACING CLAMPS



PART NO.	TO CLAMP ON	PRICE
QJ111-1/2	1/2" PIPE (13/16" & 7/8" O.D. TUBINGS)	3.86
QJ111-3/4	3/4" PIPE (1" & 1 1/16" O.D. TUBINGS)	3.86
QJ111-1	1" PIPE (1 1/8", 1 1/4" & 1 3/8" O.D. TUBINGS)	3.86
QJ111-1-1/4	1 1/4" PIPE (1 9/16" & 1 11/16" O.D. TUBINGS)	3.86
QJ111SQ-3/4	3/4" SQUARE TUBING	3.86
QJ111SQ-1	1" SQUARE TUBING	3.86
QJ111SQ-1 1/4	1 1/4" SQUARE TUBING	3.86
QJ111SQ-1 1/2	1 1/2" SQUARE TUBING	3.86

## FOR WET BOOMS

### SPLIT EYELETS (OPENS AT 10 PSI)

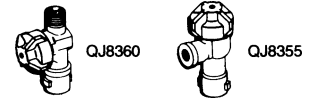


PART NO.	TO CLAMP ON	PRICE
QJ17560A-1/2-NYB	1/2" PIPE	6.31
QJ17560A-3/4-NYB	3/4" PIPE	6.31
QJ17560A-1-NYB	1" PIPE	6.31
QJ7421-1/2-NYB	1/2" PIPE	5.85
QJ7421-3/4-NYB	3/4" PIPE	5.85
QJ7421-1-NYB	1" PIPE	5.85
QJ22187-1/2-NYB	1/2" PIPE	14.70
QJ22187-3/4-NYB	3/4" PIPE	14.70
QJ22187-1-NYB	1" PIPE	14.70
QJ363C-1/2-NYB	1/2" PIPE	22.47
QJ363C-3/4-NYB	3/4" PIPE	22.47
QJ363C-1-NYB	1" PIPE	22.47

(USED ON NEWER JOHN DEERE 4700)

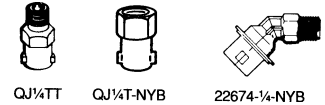
### DIAPHRAGM CHECK VALVES

DIAPHRAGM CHECK VALVE QUICK TEEJET NOZZLE BODY ASSEMBLY



PART NO.	PIPE CONNECTION	PRICE
QJ8360-NYB	1/4" NPT (M) 10 PSI	7.26
QJ38621-NYB(YELLOW)	1/4" NPT(M) 2 PSI	7.26
QJ8355-1/8-NYB	1/8" NPT (F) 10 PSI	14.56
QJ8355-1/4-NYB	1/4" NPT (F) 10 PSI	14.56

### NOZZLE BODY QUICK TEEJET NOZZLE BODY

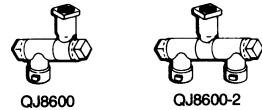


PART NO.	PIPE CONNECTION	PRICE
QJ1/4TT-NYB	1/4" NPT (M)	4.00
QJ1/4T-NYB	1/4" NPT (F)	4.00
22674-1/4-NYB	1/4" NPT (F)	4.00

## SWIVELS AND ADAPTERS

### SWIVELS

QJ8600 SWIVEL QUICK TEEJET NOZZLE BODY ASSEMBLIES



PART NO.	PIPE CONNECTION	PRICE
<b>SINGLE SWIVEL</b>		
QJ8600-1/4-NYB	1/4" NPT (F)	10.60
<b>DOUBLE SWIVEL</b>		
QJ8600-2-1/4-NYB	1/4" NPT (F)	12.77

### ADAPTERS FOR RETROFITTING (OPENS AT 10 PSI)



PART NO.	TO FIT	PRICE
QJT-NYB	11/16" - 16 TEEJET THREAD	7.40
QJT8360-NYB	11/16" - 16 TEEJET THREAD	7.91

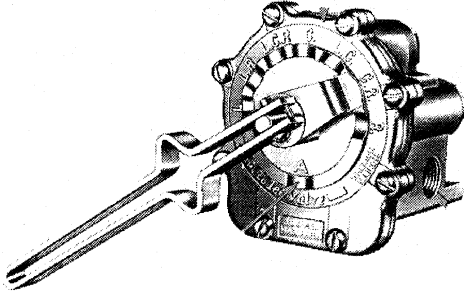


## VALVES

### *TeeJet* TEEVALVE

ALUMINUM CONSTRUCTION WITH STAINLESS STEEL AND PLASTIC INTERNAL PARTS FOR MAXIMUM CORROSION RESISTANCE. FOR HANDLING MOST FARM CHEMICALS AND NITROGEN LIQUID FERTILIZERS.

FOR SELECTIVE CONTROL OF THREE SECTION BOOM SPRAYERS AT PRESSURES UP TO 300 PSI. SEE BLUE SECTION FOR REPAIR PARTS



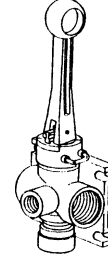
AA17L TEEVALVE \$187.64

### *TeeJet* DIRECTOVALVE

MOLDED OF CORROSION RESISTANT MATERIALS, ALL WETTED PARTS ARE POLYPROPYLENE AND STAINLESS STEEL

VALVES CAN BE GANGED TOGETHER USING HEX NIPPLE FOR MULTIPLE-BOOM CONTROL

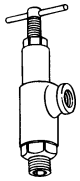
MAXIMUM PRESSURE OF 150 PSI  
LARGE CAPACITY, 12.5 GPM AT 5 PSI PRESSURE DROP  
SEE BLUE SECTION FOR REPAIR PARTS



AA6B DIRECTOVALVE \$73.89

### PRESSURE RELIEF VALVES

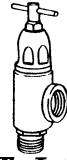
TO BE USED WITH ROLLER AND DIAPHRAGM PUMPS



*TeeJet*

#### 6815 PRESSURE RELIEF VALVE

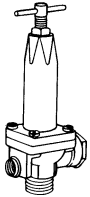
6815-1/2-300 BRASS	0-300 PSI	\$106.61
6815-3/4-300 BRASS	0-300 PSI	\$106.61
6815-1/2-50-VI BRASS	0-50 PSI VITON	\$117.26



*TeeJet*

#### 110 PRESSURE RELIEF VALVE

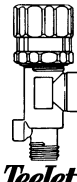
AA110-1/4-50 BRASS	0-50 PSI	\$80.26
AA110-1/4-300 BRASS	0-300 PSI	\$80.26
AA110-3/8-50 BRASS	0-50 PSI	\$80.26
AA110-3/8-300 BRASS	0-300 PSI	\$80.26



*TeeJet*

#### 8460 PRESSURE RELIEF VALVE 300 PSI

8460-1/2	1/2"	\$91.87
8460-3/4	3/4"	\$91.87

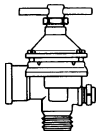


*TeeJet*

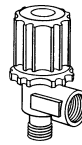
#### 23120 PRESSURE RELIEF VALVE 150 PSI

23120-1/2-PP POLYPROPYLENE	\$50.07
23120-3/4-PP POLYPROPYLENE	\$50.07
23120A-1/2-PP POLYPROPYLENE W/VITON & 316SS	\$75.60
23120A-3/4-PP POLYPROPYLENE W/VITON & 316SS	\$75.60

### *TeeJet* THROTTLING VALVES



		125 PSI	
12690-1/2-NYB	1/2" NPT CONNECTIONS	\$134.97	
12690-3/4-NYB	3/4" NPT CONNECTIONS	\$134.97	



		150 PSI	
23520-1/2-PP	1/2" NPT CONNECTIONS	\$43.39	
23520-3/4-PP	3/4" NPT CONNECTIONS	\$43.99	

## SPRAYER CONTROL SYSTEMS



CONTROLS SINGLE SOLENOID OR SINGLE MOTORIZED BALL VALVE. ALSO ALLOWS PRESSURE ADJUSTMENT

**CON.RC10N      \$375.36**



CONTROLS UP TO 3 SOLENOIDS OR MOTORIZED BALL VALVE. HAS MASTER SWITCH AS WELL AS PRESSURE ADJUST SWITCH AND LIQUID GAUGE

**TEEJET      90-50161      \$540.82**

### RAVEN AUTOMATIC RATE CONTROLLER

063-0171-220 450 CONSOLE, 6 BOOM SECTION

**PLEASE CALL THE OFFICE FOR CURRENT PRICING ON ALL RAVEN PARTS.  
PLEASE CALL THE OFFICE FOR CORRECT CABLES**



**90-02404      GPS SPEED SENSOR      SPEED SENSOR OPTIONS      \$706.88**



### OPTIONAL AND REPLACEMENT COMPONENTS – PLEASE CALL FOR CURRENT PRICING



063-0159-001      3/4" STANDARD CONTROL VALVE FOR SCS-11 AND SCS-203

117-0159-006      REPLACEMENT GAUGE KIT ASSEMBLY FOR SCS-203

417-0001-002      GAUGE ONLY FOR SCS-203      1/8" BACKPORT



063-0172-125      1" POLY CONTROL VALVE FOR USE WITH 440 CONTROL



063-0171-058      FLOWMETER RFM-15 FLANGED HP

063-0172-040      OPTIONAL FLOW METER .3-15 GPM FOR USE WITH TURF PLANTER

063-0173-578      FLOW METER 5-100 GPM FOR LARGE RATES SUCH AS FERTILIZER APPLICATION

# TEEJET

# CONTROLS AND ACCESSORIES



PART NO.	QTY.	DESCRIPTION	PRICE
90-50161	1	744A-100L-3 SPRAYER CONTROL UNIT/LIQUID GAUGE 244A-3/4 PRESSURE REGULATING VALVE	540.82
90-50163	1	744A-100L-3 SPRAYER CONTROL UNIT/LIQUID GAUGE 244A-3/4 PRESSURE REGULATING VALVE	866.96
	3	144A DIRECTO VALVE NOOM SECTION VALVES	
90-50255-MP	1	744E MANUAL CONTROL, 75-50061 100 PSI PRESSURE GAUGE, 5 SECTION AND POWER CABLE	1064.15

## TEEJET AUTOMATIC RATE CONTROLLERS

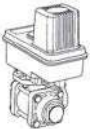
90-50143	KIT, CORE 845 WITHOUT CABLES	1570.64
----------	------------------------------	---------



GPS SPEED  
SENSOR

### SPEED SENSOR OPTIONS

90-02386	GPS SPEED SENSOR - 844-E TEEJET	706.88
90-02404	GPS SPEED SENSOR - RAVEN 440	706.88



REGULATING  
VALVE

### OPTIONAL AND REPLACEMENT COMPONENTS

35-50029	STANDARD CONTROL VALVE FOR 744 CONTROL	176.98
35-02099	STANDARD CONTROL VALVE FOR 844-E RATE CONTROLLER	345.62
90-50230	STANDARD RAPID CHECK FLOW METER 2.5-60 GPM	679.57
90-02308	OPTIONAL LOW FLOW METER FOR TURF AND PLANTER APPLICATIONS	497.64

### BOOM VALVE ASSEMBLIES FOR AUTOMATIC RATE CONTROLLERS

SHOWN ON PAGE 35 & 36

AC443-CPT	THREE VALVE MANIFOLD ASSEMBLY INCLUDES 3 - 344BEC ELECTRIC BALL VALVES, MOUNTING BRACKET AND ALL NECESSARY FITTINGS.	\$1431.94
AC445-CPT	FIVE VALVE MANIFOLD ASSEMBLY INCLUDES 5 - 344BEC ELECTRIC BALL VALVES. WORKS WELL WITH AUTOMATIC BOOM SECTION CONTROL (CENTERLINE 230 BOOM PILOT) TO PREVENT UNNECESSARY OVERLAP.	\$2101.29



FLOW METER

### TEEJET GUIDANCE

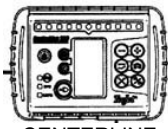
GD430-GLO-P-B	KIT 430, MATRIX PATCH ANTENNA, BATTERY LEADS	1900.09
90-02666	LIGHTER ADAPTER KIT, BOOMPILOT SDM/HARNESS (MUST HAVE AUTO-RATE CONTROLLER)	2150.31

840G MATRIX



### OPTIONAL AND COMPONENT PARTS

45-20042	GPS ADAPTER CABLE TO SEND SPEED TO 844-E CONTROLLER FROM CENTERLINE 220	115.06
45-05508	GPS ADAPTER CABLE TO SEND SPEED TO 440 RAVEN	115.06
78-50190	GPS PATCH ANTENNA (WILL WORK FOR CENTERLINE 220 AND 230)	298.08
90-02092	MOUNT FOR ANTENNA ABOVE TO USE ON PLASTIC SURFACES	39.04
51-20007	PRESSURE GAUGE, 300 PSI LIQUID	82.36
51-20008	PRESSURE GAUGE, 100 PSI LIQUID	74.06




CENTERLINE  
220

# CONTROL ASSEMBLIES COMPLETE



SINGLE SOLENOID ASSEMBLY. SET UP FOR CENTRIFUGAL PUMP. INCLUDES MOTORIZED BUTTERFLY CONTROL VALVE, 144A-1 SOLENOID, INLET STRAINER, AND MOUNTING BRACKET. PORTS: INLET 1", DISCHARGE 1/2", AGITATION 1/2", BY-PASS 3/4" ALTERNATE FITTINGS BY REQUEST.

**RC10N-CPT441/C** SINGLE BALL VALVE ASSEMBLY \$ 865.00



TRIPLE SOLENOID ASSEMBLY. SET UP FOR CENTRIFUGAL PUMPS. INCLUDES TEEJET 744 CONSOLE, MOTORIZED BUTTERFLY CONTROL VALVE, 144A-3 SOLENOID, INLET STRAINER AND MOUNTING BRACKET. PORTS: INLET 1", DISCHARGE 3/4", AGITATION 1/2", BY-PASS 3/4". ALTERNATE FITTINGS BY REQUEST.

**744A100L33SCPTC** SOLENOID CONTROL \$ 1029.00



TEEJET 744 CONSOLE FOR CENTRIFUGAL PUMPL VALVE TRIPLE BALL VALVE ASSEMBLY. INCLUDES BUTTERFLY VALVE PROVIDES REMOTE PRESSURE CONTROL, THREE 344BEC MOTORIZED BALL VALVES, INLET STRAINER, AND MOUNTING BRACKET. PORTS: INLET 1", DISCHARGE 3/4, AGITATORS 1/2, BYPASS 3/4. ALTERNATE FITTINGS BY REQUEST.

**744AL-CPT443** BALL VALVE CONTROL CPT \$ 1950.00

## SPRAY MONITORS (REPLACEMENT PARTS ARE IN BLUE SECTION ON PAGE 13.)

<u>REDBALL MONITORS</u>					
<u>PART NO.</u>		<u>PRICE</u>	<u>PART NO.</u>		<u>PRICE</u>
3376-0002	MANIFOLD ASSY - 3/8" USE W/PRESSURE PUMP	102.29	3376-0004	4-COLUMN ASSY - 3/8"	108.77
3376-0008	PUMP MANIFOLD ASSY - 1/2" USE W/PRESSURE PUMP	102.29	3376-0005	4 COLUMN ASSY -1/2" 2	108.77
			3376-0006	COLUMN ASSY - 3/8" 2	71.23
			3376-0007	COLUMN ASSY - 1/2"	71.23

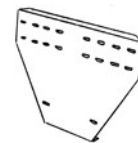
<u>PART NO.</u>	<u>WILGER MODULAR FLOW INDICATORS - VITON O'RINGS</u>	<u>PRICE</u>
WIL-4-VO	4 COLUMN ASSY W/3/4"INLETS, 3/8"OUTLETS, AND END CAPS	179.41
WIL-5-VO	5 COLUMN ASSY W/3/4"INLETS, 3/8"OUTLETS, AND END CAPS	224.26
WIL-8-VO	8 COLUMN ASSY W/1"FEMALE TEE INLETS, 3/8"OUTLETS, AND END CAPS	363.57
WIL-9-VO	9 COLUMN ASSY W/1"FEMALE TEE INLETS, 3/8"OUTLETS, AND END CAPS	408.42
WIL-12-VO	12 COLUMN ASSY W/1"FEMALE TEE INLETS, 3/8"OUTLETS, AND END CAPS	498.14
WIL-13-VO	13 COLUMN ASSY W/1"FEMALE TEE INLETS, 3/8"OUTLETS, AND END CAPS	543.00

### JOHN BLUE FLOW MONITORS

<u>PART NO.</u>		<u>PRICE</u>
SMSS1	CDS-JOHN BLUE VISAGAGE II CAN BE USED FOR SPRAYING OR FERTILIZER APPLICATION. THE EXACT NUMBER OF FLOW MONITORS CAN BE MADE BY BANDING TOGETHER SINGLE COLUMNS. VITON O'RINGS ARE STANDARD. MOST CDS-JOHN BLUE FLOW MONITOR PARTS ARE INTERCHANGEABLE WITH OTHER BRANDS ALREADY ON THE MARKET.	30.25
SMSS4		96.82


### MOUNTING BRACKETS FOR SPRAY MONITORS

<u>PART NO.</u>		<u>PRICE</u>
JBPL-WIL-8	BKT FOR 4,6, & 8 ROW MONITOR	94.03
JBPL-WIL-12	BKT FOR 12 AND 13 ROW MONITOR	84.64




# PRESSURE GAUGES

## STANDARD PRESSURE GAUGES



<u>PART NO.</u>	<u>DIAL SIZE</u>	<u>PRESSURE RANGE</u>	<u>MOUNTING</u>	<u>PRICE</u>
PG-ST-060	2 1/2"	0-60	1/4" NPT BOTTOM	<u>13.45</u>
PG-ST-100	2 1/2"	0-100	1/4" NPT BOTTOM	<u>13.45</u>
PG-ST-200	2 1/2"	0-200	1/4" NPT BOTTOM	<u>13.45</u>
PG-ST-300	2 1/2"	0-300	1/4" NPT BOTTOM	<u>13.45</u>
PG-ST-1004	4 1/2"	0-100	1/4" NPT BOTTOM	<u>27.96</u>

## GLYCERIN-FILLED PRESSURE GAUGES



PG-GF-30	2 1/2"	0-30	1/4" NPT BOTTOM	24.02
PG-GF-60	2 1/2"	0-60	1/4" NPT BOTTOM	24.02
PG-GF-100	2 1/2"	0-100	1/4" NPT BOTTOM	24.02
PG-GF-160	2 1/2"	0-160	1/4" NPT BOTTOM	24.02
PG-GF-200	2 1/2"	0-200	1/4" NPT BOTTOM	24.02
PG-GF-300	2 1/2"	0-300	1/4" NPT BOTTOM	24.02
PG-GF-600	2 1/2"	0-600	1/4" NPT BOTTOM	24.02
PG-GF-1000	2 1/2"	0-1000	1/4" NPT BOTTOM	24.02
PG-GF-2000	2 1/2"	0-2000	1/4" NPT BOTTOM	24.02
PG-GF-3000	2 1/2"	0-3000	1/4" NPT BOTTOM	24.02
PG-GF-4000	2 1/2"	0-4000	1/4" NPT BOTTOM	24.02
PG-GF-5000	2 1/2"	0-5000	1/4" NPT BOTTOM	24.02
PG-GF-1004	4"	0-100	1/4" NPT BOTTOM	24.02

## STAINLESS STEEL GLYCERIN-FILLED PRESSURE GAUGES



<u>PART NO.</u>	<u>DIAL SIZE</u>	<u>PRESSURE RANGE</u>	<u>MOUNTING</u>	<u>PRICE</u>
PG-GF-SS-60	2 1/2"	0-60	1/4" NPT BOTTOM	<u>63.25</u>
PG-GF-SS-100	2 1/2"	0-100	1/4" NPT BOTTOM	<u>63.25</u>
PG-GF-SS-160	2 1/2"	0-160	1/4" NPT BOTTOM	<u>63.25</u>

## PRESSURE GAUGE – BACK PORT STANDARD AND GLYCERIN FILLED

<u>PART NO.</u>	<u>DIAL SIZE</u>	<u>PRESSURE RANGE</u>	<u>MOUNTING</u>	<u>PRICE</u>
PG-ST-100-2	2 1/2"	0-100	1/4" NPT BACK	11.48
PG-GF-100B	2 1/2"	0-100	1/4" NPT BACK	24.02
PG-GF-160B	2 1/2"	0-160	1/4" NPT BACK	24.02
PG-GF-200B	2 1/2"	0-200	1/4" NPT BACK	24.02
PG-GF-300B	2 1/2"	0-300	1/4" NPT BACK	24.02
PG-GF-1000B	2 1/2"	0-1000	1/4" NPT BACK	24.02

## GAUGE WITH PROTECTOR



<u>PART NO.</u>	<u>PRESSURE RANGE</u>
*PG-PF-160	0-160

\*FLUOROCARBON **\$80.85**


<u>DIAL SIZE</u>	<u>MOUNTING</u>
2 1/2"	1/4" NPT BOTTOM

## GAUGE ISOLATOR



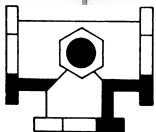
**PART NO. 22470A-1/4 \$123.64**  
 DESIGNED TO PROTECT PRESSURE GAUGES FROM CORROSIVE CHEMICALS. 1/4" NPT (F) CONNECTIONS. GAUGE SIDE OF DAMPENER REQUIRES GLYCERIN OR ATF FILL.

**PART NO. 2300 CHEMICAL ISOLATOR KIT \$116.51**  
 KIT WITH MOUNTING BRACKET AND FITTINGS FOR BOTH 1/8" AND 1/4" TUBING. LARGE CAPACITY ASSURES ACCURATE PRESSURE READING. 150 PSI MAX. PRE-FILLED AT THE FACTORY WITH NON-TOXIC RV ANTIFREEZE.



## NYLON GAUGE TEE

NYLON PIPE FITTING  
 GAUGE PORT FEMALE TEE THREAD 3/4"  
 GAUGE PORT 1/4 FPT, PORT ON SIDE  
**B34-14 \$10.50**



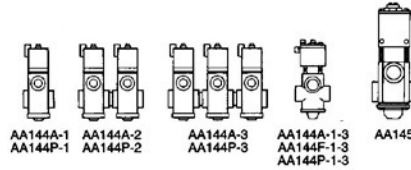
## POLY GAUGE TEE

POLY PIPE FITTING  
 1/4" FEMALE THREAD (GAUGE NOT INCLUDED) PORT ON TOP  
**TEG075 3/4" POLY TEE \$30.30**  
**TEG100 1" POLY TEE \$30.30**

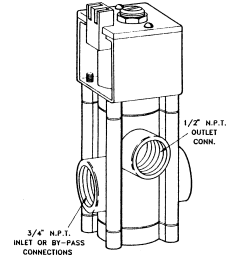


# DIRECTO VALVE CONTROL VALVES

\*OPERATING PRESSURE RANGE 0 TO 100 PSI  
 \*5 PSI PRESSURE DROP WITH 10 GPM FLOW CAPACITIES  
 \*POLYPROPYLENE VALVE BODY

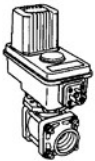


## SOLENOID DIRECTO VALVE



MODEL	INLET-BY-PASS 3/4"	OUTLET	GPM FLOW	PSI RATING	PRICE
AA144A-1		1/2"	10	100	224.64
AA144A-2	3/4"	1/2"	10	100	455.05
AA144A-3	3/4"	1/2"	10	100	685.50
AA144P-1	3/4"	1/2"	10	100	309.58
AA144A-1-VI	3/4"	1/2"	10	100	264.67
AA144A-3-VI	3/4"	1/2"	10	100	795.23
AA144A-1-3	3/4"	DUAL 1/2"	8	65	305.66
AA145 H-1	1"	1"	18	100	514.30

## MOTORIZED BALL VALVES





BE VALVES REQUIRE DPDT SWITCHES

BEC VALVES REQUIRED SPST SWITCHES

344BE-23-C	3/4" ELECTRICALLY OPERATED, 2 WAY, NYLON	444.75
344BE-24-C	1"	444.75
344BE-33-C	3/4" ELECTRICALLY OPERATED, 3 WAY, NYLON	544.29
344BE-34-C	1"	544.29
344BEC-23-C	3/4" ELECTRICALLY OPERATED, 2 WAY, NYLON	444.75
344BEC-24-C	1"	444.75
344BEC-23-CJ	3/4" VALVE WITH SPRAYER CONTROL CONNECTION	455.31
344BEC-24-CJ	1"	455.31

## DIRECTOVALVE MANIFOLD


440B MANIFOLD



450B MANIFOLD

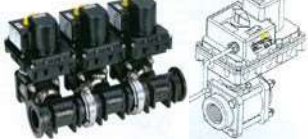
344BEC-33-C	3/4" ELECTRICALLY OPERATED, 3 WAY, NYLON	544.29
344BEC-34-C	1"	544.29
441BEC-34T4T-C	1 VALVE MANIFOLD ASSEMBLY	555.08
442BEC-34T4T-C	2 VALVE MANIFOLD	1073.31
56606-2-443BEC	3 VALVE MANIFOLD (SAME AS AA443AEC-3-4T-4T WITH ELECTRICAL ENDS)	1668.60
453BEC-2NF-C	3 VALVE MANIFOLD WITH FLANGED INLET AND OUTLET. OUTLET MAYBE FLANGED OR THREADED. CONSULT REDDICK. MODEL SHOWN IS NARROW CONFIGURATION TO USE LESS SPACE. AVAILABLE IN 1 VALVE TO 5 VALVE MANIFOLD. USE SAME MOTORS AS 440B SERIES VALVES.	1424.88
45-20096	BATTERY END CABLE ASSY. (12 FT)	58.82
45-20097	VALVE END CABLE ASSY. (8 FT)	43.74

## PRESSURE REGULATING VALVE



35-50029	3/4" NPT CONNECTIONS, NYLON BODY WITH POLYPROPYLENE COVER	176.98
----------	---	--------

## BANJO BALL VALVES



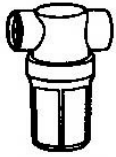
MEV103CF

EV SERIES

EV075	3/4" ELECTRICAL BALL VALVE	640.03
EV100FP	1" ELECTRICAL BALL VALVE	640.03
EV125	1 1/4" ELECTRICAL BALL VALVE	640.03
EV150	1 1/2" ELECTRICAL BALL VALVE	938.19
EV200XR1	2" EV - <b>NO MOTOR</b>	355.79
EVX221	2" FULL PORT ELECTRICAL BALL VALVE	990.30
EV4300	MOTOR ASSY ONLY	579.83
MEV103CF	1" MANIFOLD VALVE ASSY. (2" INLET FLANGE, 1" OUTLET FLANGE)	1970.20

**STRAINERS**

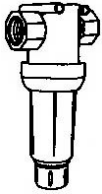
**TeeJet®** LINE STRAINERS



**PART NO.**  
AA122-1/2-PP-50  
AA122-3/4-PP-50

**DESCRIPTION**  
150 PSI  
1/2" POLY STRAINER WITH 50 MESH - RED  
3/4" POLY STRAINER WITH 50 MESH - RED

**PRICE**  
25.75  
25.75

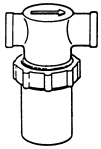


AA126ML-3-50  
AA126ML-4-50  
AA126ML-4-100  
AA126ML-F50-50  
AA126ML-5-50  
AA126ML-6-50  
AA126ML-6-16  
AA126ML-6-80  
AA126ML-F75-50  
AA126ML-F75-100

AA126 FLUSH OUT LINE STRAINER W/MOUNTING LUG  
200 PSI  
STRAINER HEAD AND BOWL ARE MADE OF GLASS-FILLED  
POLYPROPYLENE WITH EPDM GASKET  
SCREENS ARE MADE OF 304SS WITH COLOR-CODED  
POLYPROPYLENE FRAMES AND ARE REMOVABLE FOR CLEANING  
REMOVABLE CAP AND GASKET FOR FLUSH OUT OR SELF-CLEANING  
OPERATIONS  
INTEGRAL MOUNTING PROVISION ALLOWS THE STRAINER TO BE  
ATTACHED TO MACHINE

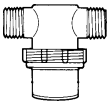
3/4" STRAINER 50 MESH - RED 47.51  
1" STRAINER 50 MESH - RED 47.51  
1" STRAINER 100 MESH - GREEN 47.51  
FLANGED STRAINER 50 SERIES - RED 47.51  
1 1/4" STRAINER 50 MESH - BLUE 97.22  
1 1/2" STRAINER 50 MESH - RED 97.22  
1 1/2" STRAINER 16 MESH - BROWN RED 97.22  
1 1/2" STRAINER 80 MESH - YELLOW 97.22  
1 1/2" STRAINER FLANGED - 50 MESH RED, 80 MESH BLUE, 97.22  
1 1/2" STRAINER FLANGED -100 MESH BLUE 97.22

**HYPRO** LINE STRAINERS



<u>PART NO.</u>	<u>DESCRIPTION</u>	<u>PRICE</u>
3350-0079A	1/4" ID & 1/2" OD 50 MESH	16.17
3350-0044	3/4" - 50 MESH	34.28
3350-0061	1" - 50 MESH	54.32
3350-0075	1 1/4" - 50 MESH	62.58
3350-0116	1 1/2" - 50 MESH	68.41

3350-0034A 3/4" - 50 MESH 26.57




3350-0079F 1/4" ID(F) & 1/2" OD(M) 50 MESH 23.10

**TeeJet®** ATW LINE STRAINER



<u>PART NO.</u>	<u>DESCRIPTION</u>	<u>PRICE</u>
1/2 ATW-B50	BRASS	140.61

**TeeJet®** 3/4Q LINE STRAINER



<u>PART NO.</u>	<u>DESCRIPTION</u>	<u>PRICE</u>
3/4Q-50	3/4" FPT x 3/4" FPT BRASS-50 MESH	92.91



## POLYPROPYLENE "T" STRAINERS

- HEAVY DUTY GLASS REINFORCED POLYPROPYLENE
- CLEAN-OUT PLUG
- 304 STAINLESS STEEL REINFORCED SCREENS
- EPDM GASKETS. VITON AVAILABLE
- 150 PSI AT 70 DEGREES
- RECOMMENDATION: USE 50, 80, OR 100 MESH SCREENS FOR ROLLER AND CENTRIFUGAL PUMPS. USE 16, 20, OR 30 MESH FOR DIAPHRAGM PUMPS.



<u>PART NO</u>	<u>DESCRIPTION</u>	<u>PRICE</u>
LST075-50	3/4" - 50 MESH - BLUE	54.45
LST100-16	1" - 16 MESH - BROWN RED	59.88
LST100-30	1" - 30 MESH - FLAME RED	59.88
LST100-50	1" - 50 MESH - BLUE	54.45
LST100-80	1" - 80 MESH - YELLOW	59.88
LST125-16	1 1/4" - 16 MESH-BROWNERED	119.30
LST125-30	1 1/4" - 30 MESH-FLAMERED	119.30
LST125-50	1 1/4" - 50 MESH - BLUE	119.30
LST125-80	1 1/4" - 80 MESH - YELLOW	119.30
LST150-16	1 1/2" - 16 MESH - BROWNERED	119.30
LST150-30	1 1/2" - 30 MESH - FLAMERED	119.30
LST150-50	1 1/2" - 50 MESH - BLUE	108.45
LST150-80	1 1/2" - 80 MESH - YELLOW	119.30



## "Y"-TYPE LINE STRAINERS

- HEAVY DUTY GLASS REINFORCED POLYPROPYLENE
- HEAVY DUTY END CAP THREADS
- CLEAN-OUT PLUG
- 304 STAINLESS STEEL SCREENS
- EPDM GASKET. VITON AVAILABLE
- 1/2"- 1 1/4" 75 PSI, 1 1/2"-2" 150 PSI AT 70 DEGREES



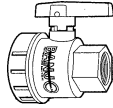
<u>PART NO</u>	<u>DESCRIPTION</u>	<u>PRICE</u>
LS075-40	3/4" - 40 MESH - BROWN	51.47
LS100-40	1" - 40 MESH - BROWN	51.47
LS125-40	1 1/4" - 40 MESH - BROWN	56.64
LS150-12	1 1/2" - 12 MESH - BLACK	113.29
LS150-20	1 1/2" - 20 MESH - BEIGE	113.29
LS150-50	1 1/2" - 50 MESH - BLUE	113.29
LS200-06	2" - 6 MESH - WHITE	124.60
LS200-12	2" - 12 MESH - BLACK	113.29
LS200-50	2" - 50 MESH - BLUE	113.29
LS200-80	2" - 80 MESH - YELLOW	113.29



# HOSE NOZZLE AND BALL VALVES

## POLYPROPYLENE SINGLE UNION BALL VALVE

CONSTRUCTED OF ALL POLYPROPYLENE WITH NYLON SEATS AND EPDM O'RINGS. PROVIDING GOOD CHEMICAL RESISTANCE. THESE ECONOMICAL VALVES ARE FULL FLOW NON-RESTRICTED IN DESIGN AND WITHSTAND PRESSURES UP TO 100 PSI.



PART NO.	SIZE	PRICE
UV050FP	1/2" FPT, 3/4" PORT	27.54
UV075FP	3/4" FPT, 3/4" PORT	27.54
UV100FP	FPT, 1" PORT	34.44
UV125FP	1 1/4" FPT, 1 1/2" PORT	59.10
UV150FP	1 1/2" FPT, 1 1/2" PORT	58.69
UV200FP	2" FPT, 2" PORT	74.52

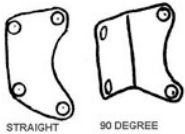
## GLASS-FILLED POLYPROPYLENE BALL VALVES

PRECISION MOLDED POLYPROPYLENE IS REINFORCED WITH FIBERGLASS FOR ADDITIONAL STRENGTH. SELF ALIGNING BALL MOVES FREELY AGAINST PTFE SEATS FOR SMOOTH OPERATION. STAINLESS STEEL BOLTS. PTFE SELF LUBRICATING STEM BUSHINGS AND SEATS CANNOT BIND OR STICK. RATED AT 150 PSI.



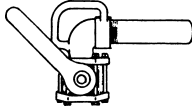
PART NO.	PORTS (NPT)	BALL OPENING	PRICE
V050	1/2"	3/4"	56.55
V075	3/4"	3/4"	56.55
V100	1"	3/4"	56.55
V100FP	1"	1"	62.33
V125	1 1/4"	1"	62.33
V125FP	1 1/4"	1 1/2"	80.13
V150	1 1/2"	1 1/2"	80.13
V200	2"	1 1/2"	80.13
V200FP 6 BOLT	2"	2"	109.82
V204FP 4 BOLT	2"	2"	104.12
V300FP	3"	3"	262.44

## ACCESSORIES



PART NO.	DESCRIPTION	FITS	PRICE
V25271	90 DEGREE MOUNTING BRACKET	V150, V200, V200FP, V300 & V300FP	28.15
V25270	STRAIGHT MOUNTING BRACKET	V150, V200, V200FP, V300 & V300FP	24.01
V10270	STRAIGHT MOUNTING BRACKET	V100FP, V125	50.25
V10271	90 DEGREE MOUNTING BRACKET	V100FP, V125	14.41

## BALL VALVE HOSE NOZZLE



PART NO.	PORTS (NPT)	BALL OPENING	SPOUT LENGTH 8"	PRICE
VA150	1 1/2"	1 1/2"	8"	96.47
VA200	2"	1 1/2"	8"	96.47
VA200FP	2"	2 1/16"	8"	140.45

## 3 WAY POLY BALL VALVES

PART NO.	MAX PSI	# OF OUTLETS	CONNECTION SIZE	PRICE
AA344M-3-3/4-PP	5	2	3/4" NPT	79.08
AA344M-3-1-PP	5	2	1"	79.08



PART NO.	DESCRIPTION	MAX PSI	PIPE SIZE	OPENING THRU BALL	PRICE
V150BL	1 1/2" BOTTOM LOAD	100	1 1/2"	1 1/2"	126.88
V200BL	2" BOTTOM LOAD	100	2"	2"	156.76



V150SL	1 1/2" SIDE LOAD 2"	100	1 1/2"	1 1/2"	126.88
V200SL	SIDE LOAD	100	2"	2"	156.76

## SHUT OFF VALVE

PART NO.	DESCRIPTION	PRICE
LA24	2 WAY 3/4" FGHT X MGHT	\$9.28



## BRASS GATE VALVE

PART NO.	DESCRIPTION	PRICE
RS-631	3/4" NPT BRASS VALVE	\$22.25



## CHROME BALL VALVE

PART NO.	DESCRIPTION	PRICE
90FMB14	1/4" MPT X 1/4" FPT	\$14.99
90FMB38	3/8" MPT X 3/8" FPT	\$14.99
90FMB12	1/2" MPT X 1/2" FPT	\$18.55
90FFB38	3/8" X 3/8" FPT	\$14.99
90FFB12	1/2" X 1/2" FPT	\$22.28



## PVC BALL VALVE

PART NO.	DESCRIPTION	PRICE
15-14	1/4" FNPT x 1/4" FNPT	\$18.53



## STAINLESS STEEL BALL VALVES

MANUFACTURED FROM 316 STAINLESS  
STEEL, 1000 PSI



<u>PART NO.</u>	<u>DESCRIPTION</u>	<u>PRICE</u>
88-38	3/8" FULL PORT	44.25
88-12	1/2" FULL PORT	48.35
60482	3/4" FULL PORT	73.99
60483	1" FULL PORT	110.41
60485	1 1/2" FULL PORT	195.01
60487	2" FULL PORT	369.04

## BRASS BALL VALVES



<u>PART NO.</u>	<u>DESCRIPTION</u>	<u>PRICE</u>
7010101	1/4" F X F	15.12
7010201	3/8" F X F	14.44
7010301	1/2" F X F	21.21
7010401	3/4" F X F	27.54
7010501	1" F X F	46.92
7010601	1 1/4" F X F	84.16
7010701	1 1/2" F X F	115.15
7080101	1/4" M X F	71.73
7080201	3/8" M X F	73.13
7080301	1/2" M X F	48.92
7080401	3/4" M X F	108.25
7080501	1" M X F	130.15
7080601	1 1/4" M X F	269.03
BBV-200	2" M X F	146.12
7060501	1" 3 WAY BV	126.48
7060601	1 1/4" 3 WAY BV	211.08
7060701	1 1/2" 3 WAY BV	283.88

600 PSI  
ADJUSTABLE STEM PACKING TEFLON  
SEALS AND SEATS



## ALUMINUM NIPPLES



<u>PART NO.</u>	<u>DESCRIPTION</u>	<u>PRICE</u>
DT14-8-AL	1/4" X 8" STANDARD DOUBLE THREADED ALUMINUM NIPPLE	10.36
DT14-12-AL	1/4" X 12" DOUBLE THREADED ALUMINUM NIPPLE	15.47
DT14-18-AL	1/4" X 18" DOUBLE THREADED ALUMINUM NIPPLE	23.21
DT14-24-AL	1/4" X 24" DOUBLE THREADED ALUMINUM NIPPLE	30.94
DT14-30-AL	1/4" X 30" DOUBLE THREADED ALUMINUM NIPPLE	38.68
DT14-36-AL	1/4" X 36" DOUBLE THREADED ALUMINUM NIPPLE	46.41

**FOR ANY LENGTH OR THREAD DESIGN OTHER THAN THOSE LISTED ABOVE,  
PLEASE CALL FOR CURRENT PRICING AND ANY SETUP CHARGE.**



# POLYPROPYLENE CAM LEVER COUPLINGS

PART NO.	FEMALE THREAD ADAPTER	PRICE
050A	1/2"	8.72
075A	3/4"	7.29
100A	1"	7.29
125A	1 1/4"	7.29
150A	1 1/2"	8.26
200A	2"	9.75
300A	3"	23.53

### MALE THREAD ADAPTER

050B	1/2"	19.98
075B	3/4"	16.65
100B	1"	19.12
125B	1 1/4"	19.12
150B	1 1/2"	22.43
200B	2"	27.29
300B	3"	45.87

### HOSE SHANK COUPLER

050C	1/2"	16.65
075C	3/4"	16.65
100C	1"	19.12
125C	1 1/4"	19.12
150C	1 1/2"	22.43
200C	2"	27.29
300C	3"	45.87

### FEMALE THREAD COUPLER

050D	1/2"	16.65
075D	3/4"	16.65
100D	1"	19.12
125D	1 1/4"	19.12
150D	1 1/2"	22.43
200D	2"	27.29
300D	3"	45.87

### HOSE SHANK ADAPTER

050E	1/2"	7.87
075E	3/4"	7.87
100E	1"	8.73
125E	1 1/4"	8.73
150E	1 1/2"	8.77
200E	2"	11.50
300E	3"	30.16

### MALE THREAD COUPLER

050F	1/2"	7.87
075F	3/4"	7.87
100F	1"	8.73
125F	1 1/4"	8.73
150F	1 1/2"	8.77
200F	2"	11.50
300F	3"	30.16

PART NO.	HOSE END CAP	PRICE
075CAP	3/4"	16.65
100125CAP	1" & 1 1/4"	18.35
150CAP	1 1/2"	22.43
200CAP	2"	27.29
300CAP	3"	45.87

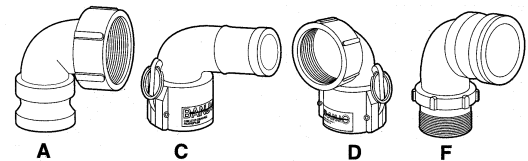
### COUPLER PLUG

075PL	3/4"	7.87
100125PL	1" & 1 1/4"	7.56
150PL	1 1/2"	10.14
200PL	2"	11.43
300PL	3"	23.92

### COUPLING REPLACEMENT GASKET

#### EPDM MATERIAL

075G	1/2" & 3/4"	1.31
100G	1" & 1 1/4"	1.31
150G	1 1/2"	1.39
200G	2"	1.47
300G	3"	2.01



### 1 1/2" 90 DEGREE POLY COUPLER & ADAPTER

150A90	MALE ADAPTER 1 1/2" FEMALE THREAD	15.65
150C90	FEMALE COUPLER 1 1/2" HOSE SHANK	32.23
150D90	FEMALE COUPLER 1 1/2" FEMALE THREAD	32.23
150F90	MALE ADAPTER 1 1/2" MALE THREAD	18.75

### 2" 90 DEGREE POLY COUPLER & ADAPTER

200A90	MALE ADAPTER 2" FEMALE THREAD	17.85
200C90	FEMALE COUPLER 2" HOSE SHANK	33.28
200D90	FEMALE COUPLER 2" FEMALE THREAD	33.28
200F90	MALE ADAPTER 2" MALE THREAD	16.74

## SPRAYER HOSE - 10% DISCOUNT FOR FULL LENGTH QUANTITY STANDARD HOSE (ROLL)



STANDARD EPDM WATER, AIR AND SPRAY HOSE; SMOOTH EPDM TUBE AND COVER; EXCELLENT OZONE AND AGING RESISTANCE; REINFORCED WITH 2 SPIRAL POLYESTER YARN; BLACK COVER.

PART NUMBER	HOSE I.D.	PRESSURE	SPIRALS	LENGTH	PRICE PER FT
HST-014	1/4"	200	2	500'	0.88
HST-038	3/8"	200	2	500'	1.03
HST-012	1/2"	200	2	500'	1.48
HST-058	5/8"	200	2	500'	1.91
HST-034	3/4"	200	2	500'	2.29
HST-100	1"	200	4	500'	3.03
HST-114	1 1/4"	150	4	250'	6.30
HST-112	1 1/2"	150	4	200'	7.78
HST-200	2"	150	4	300'	11.81


### DELUXE HOSE

SAME AS STANDARD		HOSE EXCEPT	REINFORCED WITH 4	SPIRAL POLYESTER	YARN FOR HIGHER	PRESSURES.
PART NUMBER	HOSE I.D.	PRESSURE	SPIRALS	LENGTH	PRICE PER FT	
HDX-038	3/8"	300	4	500'	1.50	
HDX-012	1/2"	300	4	500'	2.07	
HDX-034	3/4"	300	4	500'	2.77	
HDX-100	1"	300	4	500'	4.27	

### PVC AG-SPRAY HOSE

HIGH PRESSURE HOSE FOR		USE WITH FERTILIZER, HE	HERBICIDES, INSECTICIDES	AGRICULTURE, LAWN CARE	PEST CONTROL
		IN INDUSTRIES OF			AND
PART NUMBER	HOSE I.D.	PRESSURE	LENGTH	PRICE PER FT	
K4131-06X300	3/8" YELLOW	600	300'	1.43	
K4131-06X400	3/8"	600	400'	1.43	
K4131-08X300	1/2"	600	300'	1.98	
K4131-08X400	1/2"	600	400'	1.98	
HAS-034-6-P	3/4"	600	300'	6.23	
HAS-038-8-P	3/8" GREEN	800	300'	2.96	
HAS-012-8-P	1/2"	800	300'	3.96	
HAS-034-8-P	3/4"	800	300'	6.74	

### PVC SUCTION HOSE



A VERSATILE, ALL-PLASTIC HOSE FOR GENERAL PUMPING SERVICE. BOTH THE COVER AND THE HELIX REINFORCEMENT ARE DURABLE PVC, PROVIDING PROTECTION AGAINST ABRASION AND CHEMICAL ACTION OF MATERIALS. GREEN OR CLEAR IN COLOR.

PART NO.	HOSE I.D.	LENGTH	PSI	PRICE PER FT
HPVC-034	3/4"	100'	100	1.76
HPVC-100	1"	100'	90	2.15
HPVC-114	1 1/4"	100'	70	2.55
HPVC-112	1 1/2"	100'	70	3.15
HPVC-200	2"	100'	60	4.77
HPVC-300	3"	100'	50	9.54

### PVC EPDM RUBBER SUCTION HOSE

EPDM RUBBER SUCTION HOSE WITH POLYETHYENE HELIX HIGH IN CHEMICAL RESISTANCE EXCELLENT COLD WEATHER FLEXIBILITY. USUALLY BLACK AND YELLOW (BUMBLE BEE).


PART NO.	HOSE I.D.	PSI	LENGTH	PPF
HRS-100	1"	80	100'	4.01
HRS-114	1 1/4"	70	100'	4.51
HRS-112	1 1/2"	60	100'	5.15
HRS-200	2"	60	100'	7.49
HRS-300	3"	50	100'	13.64




### ENFORCER-REINFORCED FERTILIZER SOLUTION HOSE

A REINFORCED, FLEXIBLE, SUCTION/DISCHARGE HOSE FOR THE AGRICULTURAL AND CONSTRUCTION INDUSTRIES. HOSE IS RESISTANT TO DILUTED HERBICIDES & PESTICIDIES AND HAS GOOD FLEXIBILITY IN SUB-ZERO WEATHER.

PART NO.	HOSE I.D.	PSI	LENGTH	PRICE PER FT
HEN-114	1 1/4"	100	100'	6.37
HEN-112	1 1/2"	100	100'	7.47
HEN-200	2"	100	100'	9.85
HEN-300	3"	85	100'	17.39




## WIRE REINFORCED SUCTION HOSE



A HIGH-QUALITY HOSE THAT HANDLES MOST FARM CHEMICALS IN A VARIETY OF AGRICULTURAL APPLICATIONS. EPDM TUBE REINFORCED WITH SYNTHETIC CORD AND SPIRAL HELIX WIRE FOR FLEXIBILITY AND CRUSH RESISTANCE. EPDM COVER IS RESISTANT TO ABRASION AND ROUGH HANDLING CONDITIONS.

PART NO.	SIZE I.D.	PSI	LENGTH	PRICE PER FT
HWR-100	1"	150	100'	10.47
HWR-114	1 1/4"	150	100'	8.82
HWR-112	1 1/2"	150	100'	8.85
HWR-200	2"	120	100'	11.69
HWR-300	3"	100	100'	15.03


## LAY FLAT PVC DISCHARGE HOSE (BLUE)



PART NO.	SIZE I.D.	PRESSURE	LENGTH	PRICE PER FT
HLF-114	1 1/4"	80	300'	1.86
HLF-112	1 1/2"	75	300'	0.91
HLF-200	2"	70	300'	1.12

A LOW TO MEDIUM PRESSURE HOSE FOR IRRIGATION. TUBE AND COVER ARE PVC AND REINFORCEMENT IS A SPIRAL OF HIGH-GRADE CORD FABRIC. RESISTANT TO OILS, GREASE AND MANY CHEMICALS AND ACIDS. NON-WATER ABSORBING, MILDEW-PROOF.


## EVA SOLUTION TUBING



FOR LIQUID FERTILIZER AND CHEMICAL APPLICATOR, SPRAYER, AND TRANSFER SERVICE. ETHYL VINYL ACETATE PLASTIC TUBING. USED IN APPLYING ANHYDROUS AMONONIA, HERBICIDES, INSECTICIDES, PHOSPHATES AND ALL LIQUID FERTILIZERS.

PART NO.	SIZE I.D.	WORKING PRESSURE AT 110		LENGTH	PRICE PER FT
		DEGREES F	PSI		
HSL-038	3/8"	45	PSI	500'	0.79
HSL-012	1/2"	45	PSI	500'	0.91
HSL-034	3/4"	45	PSI	250'	1.53
HSL-100	1"	35	PSI	200'	1.96

## CLEAR SIGHT GAUGE TUBING




FOR GAUGE GLASS, LIQUID LEVEL, LOW TEMPERATURE AND CHEMICAL SERVICE. NOT RECOMMENDED FOR VACUUM SERVICE.

PART NO.	SIZE I.D.	WORKING PRESSURE AT		LENGTH	PRICE PER FT
		110	DEGREES F		
HSG-014	1/4"	NOT RECOMMENDED		100'	0.62
HSG-038	3/8"	NOT RECOMMENDED		100'	0.98
HSG-012	1/2"	NOT RECOMMENDED		100'	1.43
HSG-034	3/4"	NOT RECOMMENDED		100'	1.88
HSG-100	1"	NOT RECOMMENDED		100'	2.29

## POLYETHYLENE TUBING

PART NO.	SIZE	LENGTH	PRICE PER FT
HPL-018	1/4" O.D. X 1/8" I.D.	100	\$0.18
HPL-014	3/8" O.D. x 1/4" I.D.	100'	\$0.30
HPL-038	1/2" O.D. x 3/8" I.D.	100'	\$0.44
HPL-012	5/8" O.D. x 1/2" I.D.	100'	\$0.54
HPL-058	3/4" O.D. x 5/8" I.D.	100'	\$0.66
HPL-034	1" O.D. x 3/4" I.D.	100'	\$1.75



USED FOR FUMIGANT APPLICATION

## REINFORCED VINYL TUBING

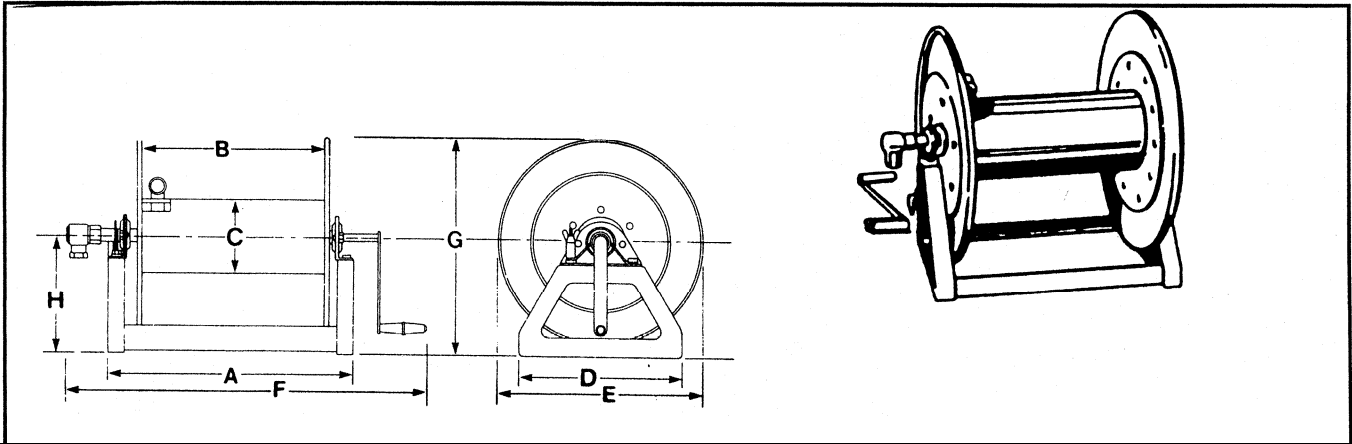
**APPLICATION:** FOR USE WHEN A CLEAR HOSE IS REQUIRED THAT NEEDS A HIGHER WORKING PRESSURE THAN NON-REINFORCED VINYL TUBING SUCH AS AIR, WATER, AND PNEUMATIC LINES. **CONSTRUCTION:** CRYSTAL CLEAR POLYVINYL CHLORIDE REINFORCED WITH A SYNTHETIC CORD.



PART NO.	SIZE	PRESSURE	LENGTH	PRICE PER FT
HBR-014	1/4"	250	300'	0.64
HBR-038	3/8"	225	300'	0.83
HBR-012	1/2"	200	300'	1.17
HBR-034	3/4"	150	300'	1.60
HBR-100	1"	125	200'	2.55

# HANNAY HOSE REELS

REWIND: CHOOSE DIRECT-CRANK REWIND (CRANK IS PERMANENTLY) OR CHAIN AND SPROCKET DRIVE POWERED BY ELECTRIC MOTOR



HOSE CAPACITY OF REEL IN FEET				MODEL NUMBER	REEL DIMENSIONS IN INCHES											
					E, F, AND G ARE OVERALL DIMENSIONS											
I.D.	1/4"	3/8"	1/2"	3/4"	A	B	C	D	E	E	F	F	INLET	OUTLET	G	H
O.D.	5/8"	3/4"	7/8"	1 9/32"												
425	300	200		1520-17-18	17	12	6 1/4	14	16 1/2	19	24 1/2	22 1/2	1/2	1/2	18	9 7/8
625	450	325		1526-17-18	23	18	6 1/4	14	16 1/2	19	30 1/2	28 1/2	1/2	1/2	18	9 7/8
			150	1826-17-18	23	18	6 1/4	14	16 1/2	19	31 3/4	28 1/2	1	3/4	18	9 7/8
200	150	100		1514-17-18	11	6	6	14	16 1/2	19	19	16 1/2	1/2	1/2	18	9 7/8
		50		N716-19-20JTR	9 1/4	4	10 1/2	18					1/2	1/2	19 3/4	10 3/8

PART NO.	DESCRIPTION	PRICE
1514-17-18	6" MANUAL REEL 3000 PSI	466.69
1520-17-18	12" MANUAL REEL 3000 PSI	466.69
1526-17-18	18" MANUAL REEL 3000 PSI	466.69
1826-17-18	18" MANUAL REEL 1000 PSI	569.52
27.8551	1/2" SWIVEL ASSEMBLY	85.43
29.8552	1" SWIVEL ASSEMBLY	151.28

PART NO.	DESCRIPTION	PRICE
E1520-17-18	12" ELECTRIC REEL - 12V MOTOR	1091.58
E1526-17-18	18" ELECTRIC REEL - 12V MOTOR	1091.58
E1826-17-18	18" ELECTRIC REEL - 12V MOTOR	1194.41
36.0389	REPAIR KIT	39.15
36.0321	OLD REPAIR KIT	97.89



TOP WIND HOSE ROLLER AND SPOOL ASSY MOUNTING BRACKET FOR 1500 SERIES REELS SS ROLLERS. OTHER SIZES AVAILABLE. SHOWN ON 1500 REEL.

FH-318-CPT \$334.69  
ROLLER AND SPOOL FOR 1526-17-18



### PRESSURE PRO HOSE REEL

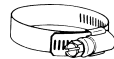
DIRECT HAND-CRANK REWIND  
SOLID STEEL CONSTRUCTION  
DURABLE POWDER COAT FINISH  
FULL FLOW SWIVEL BRASS JOINT  
MAXIMUM TEMPERATURE RATING 225 DEGREES F

PART NO.	3/8 CAPACITY	PSI	PRICE
D30001	50'	3500	136.85
D30002	100'	3500	170.15
D30006	150'	3500	273.96
100055-HANDLE D30001		2100278-REPAIR KIT	
2103241-SWIVEL D30001		2103240-SWIVEL D30004	

### SS HOSE CLAMPS

ALL SS BAND, SCREW AND HOUSING

PART NO.	FITS HOSE SIZE	PRICE
B6HS	3/8"-1/2"	1.53
B12HS	3/4"	1.67
B16HS	1"	1.74
B20HS	1 1/4"	1.74
B24HS	1 1/2"	1.86
B28HS	1 3/4"	1.98
B36HS	2 1/4"	2.10
B52HS	2 1/2"	4.25
B56HS	3"	2.64
M4S(MINI)	5/16"	0.90
M6S(MINI)	3/8 & 1/2"	0.90



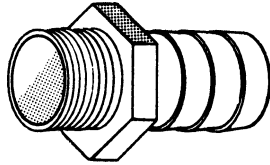
### Pressure Seal HD Clamps

PART	FITS HOSE SIZE	PRICE
PC24	1 1/4" - 1.5-1.82	8.19
PC238	2" - 1.93-2.18	11.63
PC275	2" - 2"-2.5"	12.11
PC288	2" - 2.25"-2.75"	12.25
PC300	2 1/4" - 2.25"-2.75"	12.39
PC400	3" - 3.12"-3.75"	13.13
PC425	3 1/2" - 3.31"-4"	13.34



# NYLON FITTINGS

**HOSE FITTING:  
ADAPTOR- MALE  
TAPER PIPE  
THREAD BY  
HOSE BARB**



PART NO.	THREAD	BARB	PRICE
A1814	1/8	1/4	0.58
A1812	1/8	1/2	0.66
A1838	1/8	3/8	0.58
A1414	1/4	1/4	0.58
A1438	1/4	3/8	0.61
A1412	1/4	1/2	0.63
A3814	3/8	1/4	0.62
A3838	3/8	3/8	0.63
A3812	3/8	1/2	0.63
A3858	3/8	5/8	0.63
A3834	3/8	3/4	0.79
A1214	1/2	1/4	0.67
A1238	1/2	3/8	0.69
A1212	1/2	1/2	0.70
A1258	1/2	5/8	0.74
A1234	1/2	3/4	0.88
A1210	1/2	1	1.16
A3414	3/4	1/4	1.10
A3438	3/4	3/8	0.79
A3412	3/4	1/2	0.80
A3458	3/4	5/8	1.28
A3434	3/4	3/4	0.88
A3410	3/4	1	1.10
A1012	1	1/2	1.10
A1034	1	3/4	1.12
A1010	1	1	1.22
A1-114	1	1 1/4	2.55
A114-34	1 1/4	3/4	3.29
A114-1	1 1/4	1	2.72
A114	1 1/4	1 1/4	2.56
A114-112	1 1/4	1 1/2	2.83
A112-114	1 1/2	1 1/4	2.97
A112	1 1/2	1 1/2	2.84
A112-200	1 1/2	2	8.84
A200	2	2	3.83
A200-112	2	1 1/2	7.49

**CONVERSION CHART  
MALE PIPE THREAD TO INCHES**

NPT	APPROXIMATE MEASUREMENT IN INCHES
1/4"	1/2"
3/8"	5/8"
1/2"	3/4"
3/4"	1"
1"	1 1/4"
1 1/4"	1 5/8"
1 1/2"	1 7/8"
2"	2 3/8"
2 1/2"	2 7/8"
3"	3 7/16"
4"	4 1/2"

**GARDEN HOSE:  
SWIVEL NUT - FLAT  
SEAT HOSE BARB**



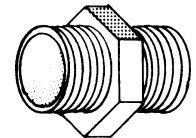
C1400B	1/4 BARB ONLY	0.62
C3800B	3/8" BARB ONLY	0.61
C1200B	1/2" BARB ONLY	0.62
C5800B	5/8" BARB ONLY	0.61
C3400B	3/4" BARB ONLY	0.62
B3400	SWIVEL NUT ONLY - 3/4" FGHT	0.67
W406	POLYETHYLENE WASHER (3/4" NUT)	0.16

**GARDEN HOSE:  
MALE GARDEN  
HOSE THREAD BY  
HOSE BARB**



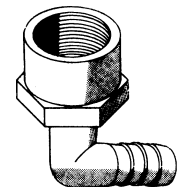
PART NO.	THREAD	BARB	PRICE
D3414	3/4 MGHT	1/4	0.85
D3438	3/4 MGHT	3/8	0.87
D3412	3/4 MGHT	1/2	0.88
D3458	3/4 MGHT	5/8	0.90
D3434	3/4 MGHT	3/4	0.98
D3410	3/4 MGHT	1	1.10

**GARDEN HOSE:  
ADAPTOR-  
MALE GARDEN HOSE  
BY MALE PIPE THREAD**



PART NO.	THREAD	THREAD	PRICE
E3438	3/4 MGHT	3/8 MPT	1.60
E3412	3/4 MGHT	1/2 MPT	0.89
E3434	3/4 MGHT	3/4 MPT	0.88

**HOSE FITTING:  
ELBOW-FEMALE  
PIPE THREAD BY  
HOSE BARB**



PART NO.	THREAD	BARB	PRICE
EL1212F	1/2" FPT	1/2	1.57
EL3412F	3/4" FPT	1/2	1.64
EL3434F	3/4" FPT	3/4	1.99

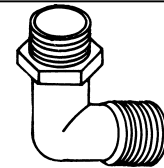
# NYLON FITTINGS

**HOSE FITTING:  
ELBOW- MALE  
TAPER PIPE  
BY HOSE  
BARB**



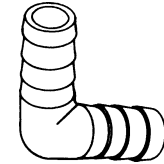
<u>PART NO.</u>	<u>THREAD</u>	<u>BARB</u>	<u>PRICE</u>
EL1814	1/8	1/4	0.79
EL1414	1/4	1/4	0.74
EL1438	1/4	3/8	0.76
EL1412	1/4	1/2	0.87
EL3814	3/8	1/4	0.90
EL3838	3/8	3/8	0.96
EL3812	3/8	1/2	0.96
EL1238	1/2	3/8	1.01
EL1212	1/2	1/2	1.02
EL1258	1/2	5/8	1.26
EL1234	1/2	3/4	1.34
EL3414	3/4	1/4	2.13
EL3438	3/4	3/8	1.16
EL3412	3/4	1/2	1.21
EL3458	3/4	5/8	1.28
EL3434	3/4	3/4	1.38
EL3410	3/4	1	1.43
EL1012	1	1/2	1.37
EL1034	1	3/4	1.53
EL1010	1	1	1.68
EL114-34	1 1/4	3/4	3.37
EL114-1	1 1/4	1	2.88
EL114	1 1/4	1 1/4	3.10
EL112	1 1/2	1 1/2	3.99
EL200	2	2	5.26

**GARDEN HOSE:  
ELBOW-MALE  
GARDEN HOSE  
BY MALE PIPE**



<u>PART NO.</u>	<u>THREAD</u>	<u>THREAD</u>	<u>PRICE</u>
EL3412GP	3/4 MGHT	1/2 MPT	1.14
EL3434GP	3/4 MGHT	3/4 MPT	1.34

**HOSE FITTING:  
ELBOW-HOSE  
BARB BY  
HOSE BARB**



<u>PART NO.</u>	<u>BARB</u>	<u>BARB</u>	<u>PRICE</u>
EL14HB	1/4	1/4	1.41
EL38HB	3/8	3/8	1.26
EL12HB	1/2	1/2	0.90
EL58HB	5/8	5/8	1.45
EL34HB	3/4	3/4	1.17
EL100HB	1	1	3.31
EL114HB	1 1/4	1 1/4	4.70
EL112HB	1 1/2	1 1/2	4.85
EL200HB	2	2	9.34

**PIPE FITTING:  
ELBOW-FEMALE  
PIPE BY  
FEMALE PIPE**




<u>PART NO.</u>	<u>THREAD</u>	<u>THREAD</u>	<u>PRICE</u>
ELF12	1/2 FPT	1/2 FPT	3.44
ELF34	3/4 FPT	3/4 FPT	3.92
ELF100	1 FPT	1 FPT	5.57
ELF114	1 1/4 FPT	1 1/4 FPT	7.55
ELF112	1 1/2 FPT	1 1/2 FPT	8.98
ELF200	2 FPT	2 FPT	13.18

**PIPE FITTING:  
HEX HEAD  
PIPE PLUG**



<u>PART NO.</u>	<u>THREAD</u>	<u>PRICE</u>
F1800	1/8	0.72
F1400	1/4	0.79
F3800	3/8	0.82
F1200	1/2	0.85
F3400	3/4	0.89
F1000	1	0.92
F114	1 1/4	1.37
F112	1 1/2	3.80
F200	2	4.62

**PIPE FITTING:  
COUPLING-  
FEMALE PIPE BY  
FEMALE PIPE**



<u>PART NO.</u>	<u>THREAD</u>	<u>THREAD</u>	<u>PRICE</u>
FC14	1/4 FPT	1/4 FPT	5.26
FC38	3/8 FPT	3/8 FPT	5.26
FC12	1/2 FPT	1/2 FPT	3.65
FC34	3/4 FPT	3/4 FPT	4.43
FC100	1 FPT	1 FPT	5.03
FC114	1 1/4 FPT	1 1/4 FPT	7.09
FC112	1 1/2 FPT	1 1/2 FPT	8.45
FC200	2 FPT	2 FPT	12.47

**HOSE SAVER ELBOW ASSEMBLY**

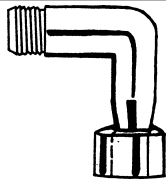


<u>PART NO.</u>	<u>THREAD X BARB</u>	<u>PRICE</u>
627320N	3/4 MPT X 3/4	10.31
627325N	3/4 MPT X 1	12.66



# NYLON FITTINGS

## NOZZLE FITTING: FLOOD TIP ADAPTER



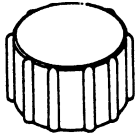
<u>PART NO.</u>	<u>THREAD</u>	<u>PRICE</u>
FTA11-16	1 1/16 MPS	4.82

## PIPE FITTING: NIPPLE - MALE PIPE BY MALE PIPE



<u>PART NO.</u>	<u>THREAD</u>	<u>THREAD</u>	<u>PRICE</u>
M1800	1/8	1/8	0.72
M1400	1/4	1/4	0.79
M3800	3/8	3/8	0.82
M1200	1/2	1/2	0.86
M3400	3/4	3/4	0.92
M100	1	1	1.45
M114	1 1/4	1 1/4	2.70
M112	1 1/2	1 1/2	3.25
M200	2	2	4.72

## GARDEN HOSE: CAP - KNURLED WITH WASHER



<u>PART NO.</u>	<u>THREAD</u>	<u>PRICE</u>
N3400	3/4 FGHT	0.96

## SWIVEL FITTINGS FOR SHURFLO PUMPS



SWIVEL HEX WINGNUT  
STRAIGHT

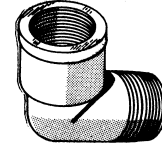
<u>PART NO.</u>	<u>DESCRIPTION</u>	<u>PRICE</u>
234-2926	1/2"NPT FEMALE x 1/2" BARB	1.73
234-2916	1/2" NPT FEMALE X 3/8" BARB	1.84



SWIVEL HEXNUT ELBOW

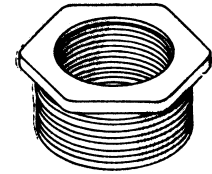
234-3926	1/2"NPT FEMALE X 1/2" BARB SWIVEL HEXNUT ELBOW	2.07
234-3916	1/2" NPT FEMALE X 3/8" BARB SWIVEL HEXNUT ELBOW	1.73

## PIPE FITTING: STREET ELBOW



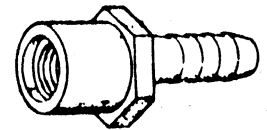
<u>PART NO.</u>	<u>THREAD</u>	<u>THREAD</u>	<u>PRICE</u>
SE38	3/8 FPT	3/8 MPT	3.79
SE14	1/4 FPT	1/4 MPT	3.71
SE12	1/2 FPT	1/2 MPT	3.84
SE34	3/4 FPT	3/4 MPT	4.46
SE100	1 FPT	1 MPT	5.86
SE114	1 1/4 FPT	1 1/4 MPT	8.05
SE112	1 1/2 FPT	1 1/2 MPT	9.91
SE200	2 FPT	2 MPT	10.56

## PIPE FITTING: REDUCER BUSHING



<u>PART NO.</u>	<u>THREAD</u>	<u>THREAD</u>	<u>PRICE</u>
RB14-18	1/4 MPT	1/8 FPT	1.10
RB38-18	3/8 MPT	1/8 FPT	1.13
RB38-14	3/8 MPT	1/4 FPT	1.11
RB12-14	1/2 MPT	1/4 FPT	1.17
RB12-38	1/2 MPT	3/8 FPT	1.14
RB34-18	3/4 MPT	1/8 FPT	1.26
RB34-14	3/4 MPT	1/4 FPT	1.51
RB34-38	3/4 MPT	3/8 FPT	1.60
RB34-12	3/4 MPT	1/2 FPT	1.18
RB10-12	1 MPT	1/2 FPT	2.12
RB10-34	1 MPT	3/4 FPT	1.45
RB114-34	1 1/4 MPT	3/4 FPT	2.61
RB114-1	1 1/4 MPT	1 FPT	2.49
RB112-34	1 1/2 MPT	3/4 FPT	2.87
RB112-1	1 1/2 MPT	1 FPT	2.83
RB112-114	1 1/2 MPT	1 1/4 FPT	2.51
RB200-100	2 MPT	1 FPT	5.02
RB200-114	2 MPT	1 1/4 FPT	3.83
RB200-112	2MPT	1 1/2 FPT	3.44
RB300-200	3 MPT	2 FPT	6.17

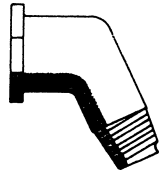
## HOSE FITTING ADAPTOR: FEMALE TAPER PIPE THREAD BY HOSE BARB



<u>PART NO.</u>	<u>THREAD</u>	<u>BARB</u>	<u>PRICE</u>
AF1414	1/4	1/4	1.84
AF1438	1/4	3/8	4.32
AF1412	1/4	1/2	3.00
AF3838	3/8	3/8	4.95
AF1238	1/2	3/8	1.51
AF1212	1/2	1/2	1.51

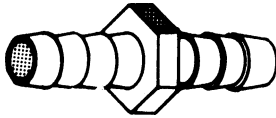
# FITTINGS

**PIPE FITTING:  
STREET  
ELBOW 45  
DEGREE**



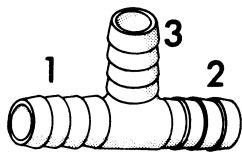
<u>PART NO.</u>	<u>THREAD</u>	<u>THREAD</u>	<u>PRICE</u>
SEQ1414	1/4 FPT	1/4 MPT	4.36

**HOSE FITTING:  
HOSE MENDER -  
BARB TO BARB**



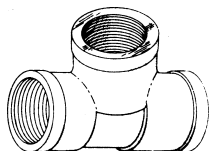
<u>PART NO.</u>	<u>BARB</u>	<u>BARB</u>	<u>PRICE</u>
SHM1800	1/8	1/8	0.65
SHM1400	1/4	1/4	0.56
SHM3800	3/8	3/8	0.63
SHM3814	3/8	1/4	0.79
SHM1200	1/2	1/2	0.80
SHM1238	1/2	3/8	0.66
SHM1258	1/2	5/8	0.90
SHM5800	5/8	5/8	0.90
SHM3400	3/4	3/4	1.01
SHM1000	1	1	1.19
SHM114	1 1/4	1 1/4	1.96
SHM112	1 1/2	1 1/2	4.06
SHM200	2	2	7.96

**HOSE FITTING:  
TEE - BARBED**



<u>PART NO.</u>	<u>BARB SIZE</u>			<u>PRICE</u>
	1	2	3	
T18	1/8	1/8	1/8	1.51
T14	1/4	1/4	1/4	1.13
T38	3/8	3/8	3/8	1.18
T3812	1/2	1/2	3/8	1.24
T12	1/2	1/2	1/2	1.22
T58	5/8	5/8	5/8	1.30
T3412	1/2	1/2	3/4	1.30
T34	3/4	3/4	3/4	1.54
T100	1	1	1	2.70
T114	1 1/4	1 1/4	1 1/4	3.95
T112	1 1/2	1 1/2	1 1/2	4.67
T200	2	2	2	10.82

**PIPE FITTING:  
TEE - FEMALE**



<u>PART NO.</u>	<u>THREAD</u>	<u>PRICE</u>
TT14	1/4 FPT	4.62
TT12	1/2 FPT	4.39
TT34	3/4 FPT	6.13
TT100	1 FPT	7.79
TT114	1 1/4 FPT	10.00
TT112	1 1/2 FPT	12.03
TT200	2 FPT	16.46

**POLYPROPYLENE PIPE FITTINGS**

**HOSE BARBS**



<u>PART NO.</u>	<u>SIZE</u>	<u>PRICE</u>
HB025-038	1/4" X 3/8" HB 1/2"x HB	1.57
HB050	1/2" X HB	1.42
HB075	3/4" X HB	1.56
HB075-050	3/4" x 1/2" HB	1.89
HB075-100	3/4" x 1" HB	2.30
HB100	1" x HB	1.93
HB100-075	1" X 3/4" HB	2.30
HB100-125	1" X 1 1/4" HB	2.84
HB125-100	1 1/4" x 1" HB	2.84
HB125-150	1 1/4" x 1 1/2" HB	5.42
HB125	1 1/4" x HB	2.84
HB150	1 1/2" x HB	3.96
HB150-100	1 1/2" X 1" HB	4.24
HB150-125	1 1/2" X 1 1/4" HB	4.24
HB150-200	1 1/2" x 2" HB	7.29
HB200-150	2" x 1 1/2" HB	6.08
HB200	2" x HB	4.83
HB300	3" X HB	15.61
HB400	4" X HB	39.25

<p><b>TEFLON THREAD SEAL COMPOUND LEAK PREVENTER, SLOW DRY-SOFT SET 8 OZ. SIZE</b></p> <p>SC-S-12      \$10.72</p>	<p><b>TEFLON TAPE 1/2" X 520"</b></p> <p>TT12-520      \$1.00</p>
--	---

<p><b>64 OZ. CHEMICAL MEASURING PITCHER</b></p> <p>RCC-64      \$10.50</p>	<p><b>GLOVES</b></p> <p>BPVC-G PVC \$7.73</p> <p><b>NITRILE GLOVES</b></p> <p>GN-GXL \$5.10 GN-G2XL \$5.35</p>
--	--

<p><b>DIELECTRIC GREASE PROTECTS ELECTRICAL CONNECTIONS LOCKS OUT MOISTURE</b></p> <p>49634      \$4.05</p>	<p><b>UTILITY NOZZLE</b></p> <p>URN-1      \$45.00</p>
---	--

## POLYPROPYLENE PIPE FITTINGS

	<u>PART NO.</u>	<u>SIZE</u>	<u>PRICE</u>
	NIP050-SH	1/2" SHORT	2.58
	NIP075-SH	3/4" SHORT	2.58
	NIP075-4	3/4" X 4"	4.50
	NIP075-6	3/4" X 6"	5.29
	NIP100-SH	1" SHORT	2.78
	NIP100-4	1" X 4"	4.79
	NIP100-6	1" X 6"	5.93
	NIP125-SH	1 1/4" SHORT	3.36
	NIP125-4	1 1/4" X 4"	5.93
	NIP125-6	1 1/4" X 6"	6.75
	NIP150-SH	1 1/2" SHORT	5.14
	NIP150-4	1 1/2" x 4"	12.70
	NIP150-6	1 1/2" x 6"	14.93
	NIP200-SH	2" SHORT	5.83
	NIP200-4	2" x 4"	12.28
	NIP200-6	2" x 6"	14.34
	NIP300-SH	3" SHORT	18.26
	NIP300-4	3" x 4"	27.42
	NIP300-6	3" x 6"	35.39
	<u>PART NO.</u>	<u>SIZE MPT X FPT</u>	<u>PRICE</u>
	RB075-050-PP	3/4" X 1/2" 1"	4.50
	RB100-075-PP	X 3/4"	3.96
	RB125-075-PP	1 1/4" X 3/4"	4.79
	RB125-100-PP	1 1/4" X 1"	4.79
	RB150-075-PP	1 1/2" X 3/4"	6.33
	RB150-100-PP	1 1/2" X 1"	6.33
	RB150-125-PP	1 1/2" X 1 1/4" 2"	6.33
	RB200-100-PP	2" X 1"	5.71
	RB200-125-PP	2" X 1 1/4"	6.88
	RB200-150-PP	2" X 1 1/2"	5.71
	RB300-150-PP	3" X 1 1/2"	28.64
	RB300-200-PP	3" X 2"	23.87
	RB400-300	4" X 3"	44.42
	<u>PART NO.</u>	<u>SIZE</u>	<u>PRICE</u>
	RC100-075	1" X 3/4"	10.18
	RC150-100	1 1/2" x 1"	17.30
	RC150-125	1 1/2" x 1 1/4"	17.30
	RC200-100	2" x 1"	15.32
	RC200-125	2" x 1 1/4"	18.39
	RC200-150	2" x 1 1/2"	15.35
	RC300-200	3" x 2"	54.37
	<u>PART NO.</u>	<u>SIZE</u>	<u>PRICE</u>
	RN050-038	1/2" X 3/8"	3.42
	RN075-050	3/4" X 1/2"	3.67
	RN100-075	1" X 3/4"	4.30
	RN125-075	1 1/4" X 3/4"	4.97
	RN125-100	1 1/4" X 1"	4.50
	RN150-100	1 1/2" X 1"	5.32
	RN150-125	1 1/2" X 1 1/4"	4.79
	RN200-150	2" X 1 1/2"	5.30
		<u>PART NO.</u>	<u>SIZE</u>
PLUG025		1/4"	4.75
PLUG038		3/8"	4.75
PLUG050		1/2"	4.79
PLUG075		3/4"	4.79
PLUG100		1"	4.79
PLUG125		1 1/4"	6.28
PLUG150		1 1/2"	6.28
PLUG200		2"	6.35
PLUG300		3"	29.98
	<u>PART NO.</u>	<u>SIZE</u>	<u>PRICE</u>
	CAP050	1/2"	9.25
	CAP075	3/4"	9.25
	CAP100	1"	7.69
	CAP125	1 1/4"	10.38
	CAP150	1 1/2"	13.08
	CAP200	2"	15.15

<u>CROSS</u>	<u>PART NO.</u>	<u>SIZE</u>	<u>PRICE</u>
	CR050	1/2"	30.55
	CR075	3/4"	30.55
	CR100	1"	30.55
	CR125	1 1/4"	45.54
	CR150	1 1/2"	45.54
	CR200	2"	46.47
<u>PIPE COUPLING</u>	<u>PART NO.</u>	<u>SIZE</u>	<u>PRICE</u>
	CPLG025	1/4"	6.12
	CPLG038	3/8"	6.87
	CPLG050	1/2"	6.87
	CPLG075	3/4"	6.87
	CPLG100	1"	6.51
	CPLG125	1 1/4"	10.55
	CPLG150	1 1/2"	14.61
CPLG200	2"	16.68	
CPLG300	3"	47.19	
<u>PIPE TEE</u>	<u>PART NO.</u>	<u>SIZE</u>	<u>PRICE</u>
	TEE038	3/8"	6.65
	TEE050	1/2"	5.83
	TEE075	3/4"	6.25
	TEE100	1"	9.01
	TEE125	1 1/4"	12.47
	TEE150	1 1/2"	14.91
	TEE200	2"	18.57
TEE300	3"	88.44	
<u>PIPE EL 90 DEGREE</u>	<u>PART NO.</u>	<u>SIZE</u>	<u>PRICE</u>
	EL050-90	1/2"	6.03
	EL075-90	3/4"	5.45
	EL100-90	1"	6.40
	EL125-90	1 1/4"	9.59
	EL150-90	1 1/2"	15.05
	EL200-90	2"	14.91
	EL300-90	3"	75.79
<u>PIPE STREET EL 45 OR 90 DEGREE</u>	<u>PART NO.</u>	<u>SIZE</u>	<u>PRICE</u>
	SL050-90	1/2"	5.25
	SL075-45	3/4"	10.83
	SL075-90	3/4"	5.60
	SL100-45	1"	14.56
	SL100-90	1"	6.65
	SL125-45	1 1/4"	18.03
	SL125-90	1 1/4"	9.13
	SL150-45	1 1/2"	19.24
	SL150-90	1 1/2"	12.94
	SL200-45	2"	20.73
	SL200-90	2"	15.36
	SL300-90	3"	78.15
<u>MALE PIPE EL X HB 90 DEGREE</u>	<u>PART NO.</u>	<u>SIZE MPT X HB</u>	<u>PRICE</u>
	HB050/038-90	1/2" X 3/8" HB	2.26
	HB050-90	1/2" x HB	2.26
	HB050/075-90	1/2" x 3/4" HB	2.26
	HB075-90	3/4" x HB	2.38
	HB075/050-90	3/4" X 1/2" HB	2.86
	HB075/100-90	3/4" x 1" HB	2.86
	HB100-90	1" x HB	3.03
	HB100/075-90	1" X 3/4"	3.66
	HB100/125-90	1" X 1 1/4" HB	4.46
	HB125/100-90	1 1/4" x 1" HB	4.46
	HB125-90	1 1/4" x HB	4.46
	HB125/150-90	1 1/4" X 1 1/2" HB	12.87
	HB150-90	1 1/2" x HB	10.72
	HB150/125-90	1 1/2" X 1 1/4" HB	12.87
	HB200-90	2" x HB	11.75
HB200/150-90	2" X 1 1/2" HB	14.10	
HB300-90	3" X HB	56.76	


## STAINLESS STEEL FITTINGS

### REDUCER BUSHINGS



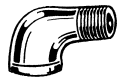
PART NO.	SIZE	PRICE
RB12-14-SS	1/2" x 1/4"	4.47
RB34-14-SS	3/4" X 1/4"	7.79
RB34-12-SS	3/4" x 1/2"	7.79
RB38-14-SS	3/8" X 1/4"	4.77
RB10-12-SS	1" X 1/2"	12.47
RB10-34-SS	1" x 3/4"	12.47
RB114-1-SS	1 1/4" x 1"	17.31
RB112-34-SS	1 1/2" X 3/4"	25.17
RB112-1-SS	1 1/2" X 1"	23.48
RB112-114-SS	1 1/2" x 1 1/4"	31.69
RB200-150-SS	2" x 1 1/2"	39.17

### COUPLING



PART NO.	SIZE	PRICE
CP14-SS	1/4"	5.37
CP12-SS	1/2"	10.06
CP34-SS	3/4"	13.93
CP100-SS	1"	20.75
CP114-SS	1 1/4"	31.40
CP112-SS	1 1/2"	39.40
CP200-SS	2"	67.12

### STREET ELBOW




PART NO.	SIZE	PRICE
SE14-SS	1/4"	6.17
SE38-SS	3/8"	6.88
SE34-SS	3/4"	16.42
SE100-SS	1"	25.67
SE114-SS	1 1/4"	40.72
SE112-SS	1 1/2"	53.70




PART NO.	SIZE	PRICE
ELE14-SS	1/4"	5.37
ELE12-SS	1/2"	11.30
ELE34-SS	3/4"	18.50
ELE100-SS	1"	27.58
ELE114-SS	1 1/4"	43.35
ELE112-SS	1 1/2"	55.82
ELE200-SS	2"	86.21

### TEE



PART NO.	SIZE	PRICE
TT14-SS	1/4"	9.90
TT12-SS	1/2"	16.51
TT34-SS	3/4"	25.98
TT100-SS	1"	39.68
TT114-SS	1 1/4"	60.88
TT112-SS	1 1/2"	76.74

### CLOSE NIPPLE

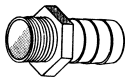


PART NO.	SIZE	PRICE
M18-SS	1/8"	3.01
M14-SS	1/4"	3.76
M38-SS	3/8"	4.77
M12-SS	1/2"	6.53
M34-SS	3/4"	8.74
M100-SS	1"	11.37
M114-SS	1 1/4"	14.60
M112-SS	1 1/2"	19.22
M200-SS	2"	26.86

### REDUCER COUPLING

PART NO.	SIZE
RCP14-18-SS	1/4" X 1/8"

## STAINLESS STEEL HOSE BARBS



PART NO.	SIZE	PRICE
HB025-038SS	1/4" MALE THREAD x 3/8" HOSE BARB	8.58
HB025-050SS	1/4" MALE THREAD x 1/2" HOSE BARB	8.58
HB038-050SS	3/8" MALE THREAD x 1/2" HOSE BARB	10.49
HB050SS	1/2" MALE THREAD x 1/2" HOSE BARB	13.79
HB075SS	3/4" MALE THREAD x 3/4" HOSE BARB	15.26
HB100SS	1" MALE THREAD x 1" HOSE BARB	23.03
HB125SS	1 1/4" MALE THREAD x 1 1/4" HOSE BARB	31.10
HB150SS	1 1/2" MALE THREAD x 1 1/2" HOSE BARB	40.34
HB200SS	2" MALE THREAD x 2" HOSE BARB	68.80

## ALUMINUM FITTINGS

### COUPLING




PART NO.	SIZE	PRICE
CP14-AL	1/4"	6.86
CP12-AL	1/2"	7.57
CP34-AL	3/4"	7.96
CP100-AL	1"	9.15
CP114-AL	1 1/4"	12.21
CP112-AL	1 1/2"	17.52
CP200-AL	2"	24.73

### 90 DEGREE ELBOW




PART NO.	SIZE	PRICE
ELE14-AL	1/4"	10.34

### TEE



PART NO.	SIZE	PRICE
TT14-AL	1/4"	12.28
TT12-AL	1/2"	19.91

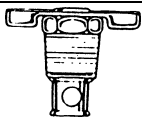
### CLOSE NIPPLE



PART NO.	SIZE	PRICE
M14-AL	1/4"	9.14
M12-AL	1/2"	10.89
M100-AL	1"	14.36


# BRASS PIPE FITTINGS

## 90 DRAIN COCK



PART NO.	PIPE SIZE	PRICE
90-2	1/8"	3.20
90-4	1/4"	4.09

## 100 FULL FEMALE 90 DEGREE ELBOW



PART NO.	PIPE SIZE	PRICE
100-2	1/8"	3.98
100-4	1/4"	6.35
100-6	3/8"	8.73
100-8	1/2"	13.56
100-12	3/4"	29.57

## 101 FULL FEMALE PIPE TEE



PART NO.	PIPE SIZE	PRICE
101-4	1/4"	6.94
101-6	3/8"	11.59
101-8	1/2"	15.41
101-12	3/4"	69.23



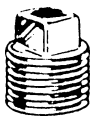
PART NO.	PIPE SIZE	PRICE
101-4	1/4"	6.94
101-6	3/8"	11.59
101-8	1/2"	15.41
101-12	3/4"	69.23

## 108 PIPE CAP



PART NO.	PIPE SIZE	PRICE
108-2	1/8"	1.63
108-4	1/4"	2.48
108-6	3/8"	3.90
108-8	1/2"	4.40

## 109 PIPE PLUG




PART NO.	PIPE SIZE	PRICE
109-2	1/8"	1.10
109-4	1/4"	1.84
109-6	3/8"	2.51
109-8	1/2"	4.40

## 110 PIPE PLUG



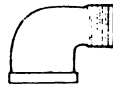
PART NO.	M PIPE SIZE	F PIPE SIZE	PRICE
110-4-2	1/4"	1/8"	1.43
110-6-4	3/8"	1/4"	1.88
110-8-4	1/2"	1/4"	3.59
110-8-6	1/2"	3/8"	3.02
110-12-4	3/4"	1/4"	5.93
110-12-6	3/4"	3/8"	6.35
110-12-8	3/4"	1/2"	5.96
110-16-12	1"	3/4"	10.58

## 112 CLOSE NIPPLE



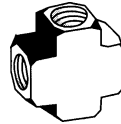
PART NO.	PIPE SIZE	PRICE
112-2	1/8"	1.05
112-4	1/4"	1.65
112-6	3/8"	2.21
112-8	1/2"	3.15
112-12	3/4"	6.53

## 116 90 DEGREE ELBOW



PART NO.	PIPE SIZE	PRICE
116-2	1/8"	3.11
116-4	1/4"	5.59
116-6	3/8"	6.98
116-8	1/2"	12.79
116-12	3/4"	22.79

## 118 CROSS

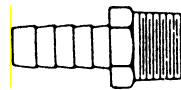


PART NO.	PIPE SIZE	PRICE
118-4	1/4"	12.11
118-6	3/8"	18.57
118-8	1/2"	24.53
118-12	3/4"	32.91

## H46 HOSE BARB X FEMALE PIPE THREAD

PART NO.	I.D. HOSE	FPT	PRICE
H46-4-2	1/4"	1/8"	1.91
H46-4-4	1/4"	1/4"	4.01

## H48 HOSE BARB X MALE PIPE THREAD



PART NO.	I.D. HOSE	MPT	PRICE
H48-4-2	1/4"	1/8"	1.76
H48-4-4	1/4"	1/4"	2.78
H48-4-8	1/4"	1/2"	5.93
H48-6-4	3/8"	1/4"	2.63
H48-6-6	3/8"	3/8"	3.53
H48-8-6	1/2"	3/8"	3.26
H48-8-4	1/2"	1/4"	2.80
H48-8-8	1/2"	1/2"	4.76
H48-8-12	1/2"	3/4"	11.22
H48-12-8	3/4"	1/2"	5.63
H48-12-12	3/4"	3/4"	11.85
H48-10-8	5/8"	1/2"	5.68
H48-10-12	5/8"	3/4"	11.15




PART NO.	HOSE	PIPE	PRICE
9404	3/4"	3/4"	8.63

## 9406 MALE HOSE x MALE HOSE



PART NO.	MALE HOSE	PRICE
9406	3/4"	4.93

## MALE HOSE x MALE PIPE



PART NO.	MALE HOSE	MALE PIPE	PRICE
9410	3/4"	1/2"	6.71
9412	3/4"	3/4"	6.94


## 9416 MALE HOSE x FEMALE PIPE



PART NO.	MALE HOSE	FEMALE PIPE	PRICE
9416	3/4"	3/4"	6.57

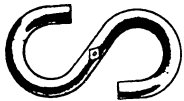
# BOOM ACCESSORIES

## CHAIN

	<b>PART NO.</b> C-020	<b>PRICE</b> \$1.19
2/0 BOOM CHAIN STANDARD 1" BOOM		

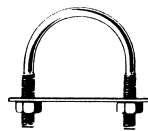
	<b>C-316</b>	<b>\$2.58</b>
3/16" ROOF COIL HEAVY DUTY 1 1/4" BOOM		

## S HOOK



<b>PART NO.</b> 174-2 1/4" S HOOK	<b>PRICE</b> \$0.54
--------------------------------------	------------------------

## U BOLTS



<u>PART NO.</u>		<u>PRICE</u>
U-67	FITS 3/4" PIPE	\$1.50
U-80	FITS 1" PIPE	\$2.10
U-82	FITS 1 1/4"	\$2.20
U-84	PIPE FITS 1 1/2"	\$1.69
U-87	PIPE FITS 2"	\$1.83
U-92	PIPE FITS 2 1/2"	\$2.95
U-93	PIPE	\$3.15

U-3358-GR5	5/8", 3 X 3 TOOLBAR	\$13.00
U-3338-GR5	3/8", 3 X 3 TOOLBAR	\$7.00
U-4458-GR5	5/8", 4 X 4 TOOLBAR	\$27.00
U-4412-GR5	1/2", 4 X 4 TOOLBAR	\$10.75
U-4434-GR5	3/4", 4 X 4 TOOLBAR	\$17.54
U-4758-GR5	5/8", 4 X 7 TOOLBAR	\$28.75
U-5558-GR5	5/8", 5 X 5 TOOLBAR	\$15.00
U-7758-GR5	5/8", 7 X 7 TOOLBAR	\$39.32



## BOOM PULLEY




<b>PART NO.</b> 0174 1 1/4" BOOM PULLEY	<b>PRICE</b> \$5.80
--	------------------------

## CHAIN SHACKLE




<u>PART NO.</u>		<u>PRICE</u>
193-3/16	CHAIN SHACKLE	\$2.70
193-1/4	CHAIN SHACKLE	\$3.00

## EYEBOLT




<u>PART NO.</u>		<u>PRICE</u>
EBZ-038X378	EYEBOLT W/NUT	\$1.47
EBZF-012 x 300	EYEBOLT W/NUT	\$20.21

## BOOM LOCK PIN



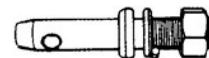
<b>PART NO.</b> P7939	<b>BOOM LOCK PIN</b>	<b>PRICE</b> \$1.40
--------------------------	----------------------	------------------------

## NYLON CABLE TIES

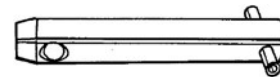


<u>PART NO.</u>		<u>PRICE</u>
NCT-9	9" LENGTH	\$0.31
NCT-15	15" LENGTH	\$0.36

## LIFT PINS



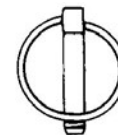
<u>PART NO.</u>	<u>DESCRIPTION</u>	<u>CATEGORY</u>	<u>PRICE</u>
P728	1 LIFT ARM PIN		4.59
P7240	CATEGORY 2 LIFT ARM PIN		7.41



<u>PART NO.</u>	<u>DESCRIPTION</u>	<u>PRICE</u>
P7238	CATEGORY 2 DRAW PIN	17.11



<u>PART NO.</u>	<u>DESCRIPTION</u>	<u>LIFE</u>	<u>PRICE</u>
B8319	ARM BUSHING		5.27



<u>PART NO.</u>	<u>DESCRIPTION</u>	<u>PRICE</u>
P791	LYNCH PIN	0.58



<u>PART NO.</u>	<u>DESCRIPTION</u>	<u>PRICE</u>
P700532	HITCH PIN WITH CLIP	8.02

